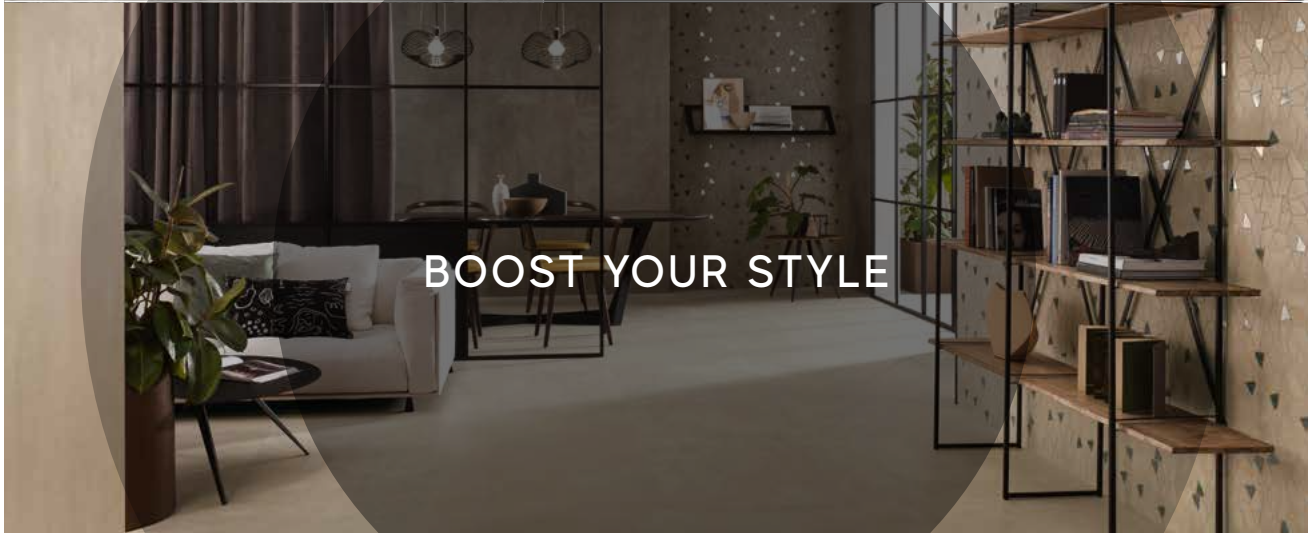


# BOOSTWORLD

Interactive version



**PORCELAIN TILES**  
**GRES PORCELLANATO**  
 Grès cérame  
 Feinsteinzeug  
 Gres porcelánico  
 Керамический гранит

**GLAZED PORCELAIN TILES**  
**GRES PORCELLANATO SMALTATO**  
 carreaux en grès cérame émaillé  
 glasierte Feinsteinzeugfliesen  
 gres porcelánico esmaltado  
 глазурованный керамогранит


**WHITE-BODY WALL TILES**  
**RIVESTIMENTI IN PASTA BIANCA**  
 Revêtements en pâte blanche  
 Weißscherbige Wandfliesen  
 Revestimientos en pasta blanca  
 Настенная плитка из белой глины



Atlas Concorde is a global specialist in premium porcelain and wall tiles for every style and application in residential, commercial and public architecture. Being global specialists means excellence in the level of design and technology in each type of surface, making it possible to always offer designers and end users the best solution for each application.

Atlas Concorde è specialista globale in superfici ceramiche d'eccellenza per ogni stile e applicazione nell'architettura residenziale, commerciale e pubblica. Essere specialisti globali significa eccellere per livello di design e tecnologia in ciascun tipo di superficie, così da offrire sempre ai progettisti e agli utilizzatori finali la soluzione migliore per ogni applicazione.

[atlasconcorde.com](https://atlasconcorde.com)



© Ceramiche Atlas Concorde

INDEX



OVERVIEW



PRODUCT  
FINDER



IMAGE  
GALLERY



RANGE  
SUMMARY



TECHNICAL  
SPECIFICATIONS







# Index

04 Overview

28 Product Finder

- 30 PORCELAIN TILES SURFACE RANGE
- 32 WALL & 3D WALL TILES SURFACE RANGE
- 34 PORCELAIN TILE DECORS RANGE
- 38 WALL TILE DECORS RANGE

40 Image Gallery

- 42 BOOST
- 56 BOOST PRO
- 68 BOOST STONE
- 80 BOOST MIX
- 94 BOOST NATURAL

110 Range Summary

130 Technical Specifications

OVERVIEW >

PRODUCT FINDER >

IMAGE GALLERY >

RANGE SUMMARY >

TECHNICAL SPECIFICATIONS >



# Boost your style.

Boost World is a design tool that combines ceramic surfaces in their inspiration, style, and tone, allowing for coordinated solutions in any space.

Boost World è uno strumento progettuale che coniuga in un'unica prospettiva superfici ceramiche differenti per ispirazione ma affini per stile e tonalità, consentendo soluzioni coordinate in ogni destinazione d'uso.

Boost World est un outil pour la conception qui conjugue, dans une même perspective, différentes surfaces céramiques liées par une même affinité de style et de tonalités, en offrant des solutions coordonnées pour toutes les destinations d'usage.

Boost World ist ein Planungsinstrument, das Keramikbeläge mit unterschiedlichen Looks, die jedoch farbliche und stilistische Affinitäten aufweisen, in einer einheitlichen Perspektive verbindet und für jede Zweckbestimmung aufeinander abgestimmte Lösungen ermöglicht.

Boost World es una herramienta de diseño que combina superficies cerámicas que difieren en inspiración pero que son similares en estilo y tono en una sola perspectiva, permitiendo soluciones coordinadas en cada uso previsto.

Проект Boost World – это мощный дизайнерский инструмент, который вобрал в себя несколько коллекций, различающихся по рисунку поверхности, но сходных по стилю, цвету и области применения.



© Ceramiche Atlas Concorde

INDEX



OVERVIEW



PRODUCT  
FINDER



IMAGE  
GALLERY



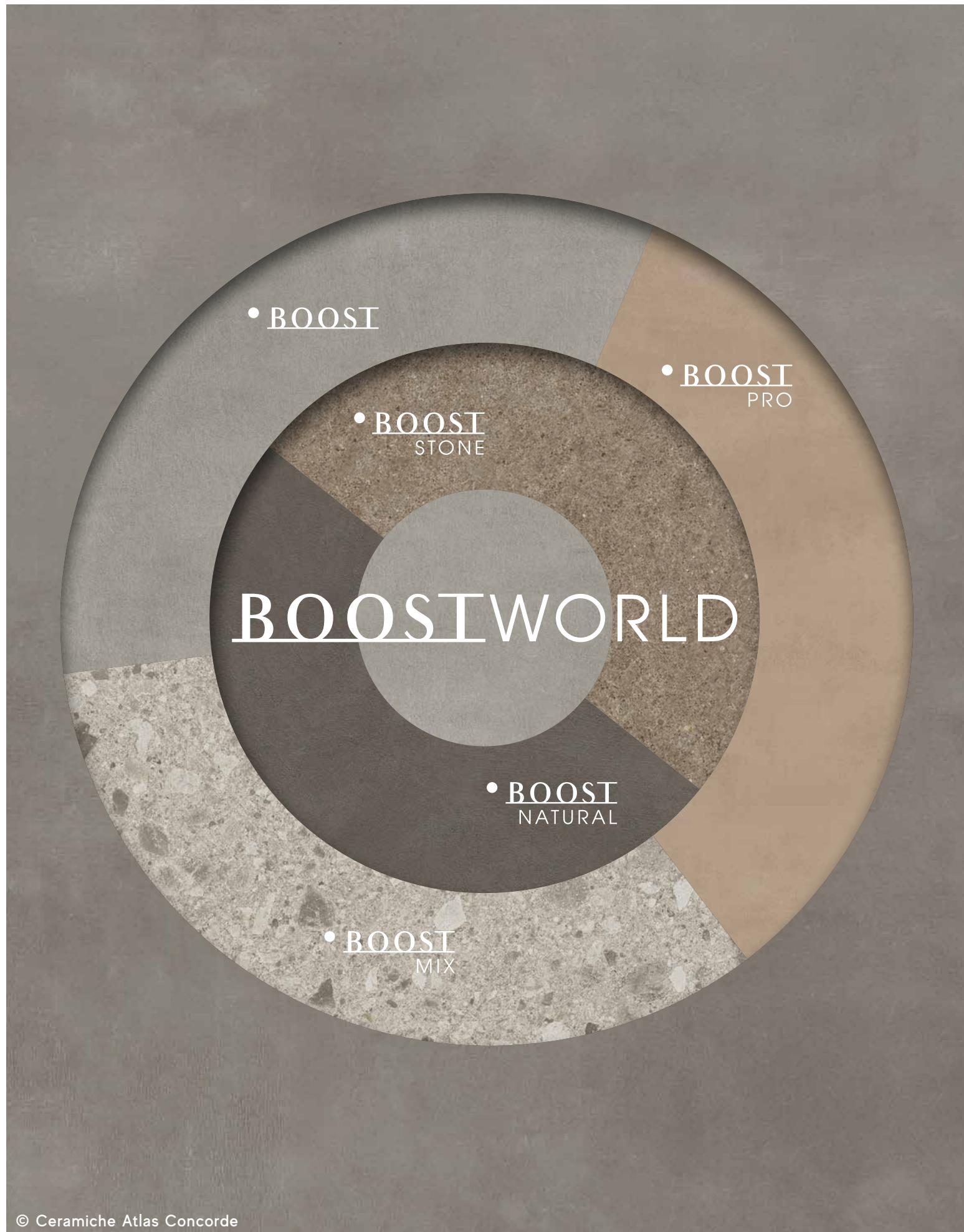
RANGE  
SUMMARY



TECHNICAL  
SPECIFICATIONS







# System of surfaces.

Concrete-, stone-, and raw earth-effect surfaces can be blended easily. Thanks to the similarities in their colors and textures, it is possible to create complementary designs.

Superfici effetto cemento, pietra e terra cruda si combinano in modo spontaneo e naturale. Grazie alla loro affinità di colori e texture consentono di realizzare ambienti coordinati, in grado di parlare lo stesso linguaggio.

Les surfaces imitation béton, pierre et terre crue se combinent entre elles de manière spontanée et naturelle. L'affinité de leurs couleurs et de leurs textures permet de réaliser des espaces coordonnés, en mesure de parler un même langage.

Beläge in der Optik von Zement, Stein und roher Erde bilden spontan und natürlich neue Kompositionen. Dank ihrer farblichen und strukturellen Affinität lassen sie perfekt aufeinander abgestimmte Bereiche entstehen, die eine gemeinsame Sprache sprechen.

Superficies efecto hormigón, piedra y tierra cruda se combinan de forma espontánea y natural. Gracias a su afinidad de colores y texturas, permiten crear ambientes coordinados que hablan el mismo idioma.

Плитки под цемент, камень и сырую глину естественно сочетаются между собой. У них схожие цвета и фактуры, поэтому в украшенных ими интерьерах все говорит на одном языке.

INDEX



OVERVIEW



PRODUCT FINDER



IMAGE GALLERY



RANGE SUMMARY




TECHNICAL SPECIFICATIONS





# Color & Surface Range.

## BOOST



## BOOST PRO



## BOOST STONE



## BOOST NATURAL



## BOOST MIX



INDEX



OVERVIEW



PRODUCT FINDER



IMAGE GALLERY



RANGE SUMMARY



TECHNICAL SPECIFICATIONS





# A world of design.



## BOOSTWORLD

The Boost World project shares a natural elegance with neutral tones and contemporary styles that maintains uniqueness. Concrete-, stone-, and raw earth-effect surfaces will blend seamlessly in the same spaces with tone-on-tone combinations and dramatic contrasts.

Pur mantenendo un'identità specifica, le collezioni di Boost World condividono un'eleganza naturale, tonalità neutre e uno stile essenziale e contemporaneo. Le superfici effetto cemento, pietra e terra cruda possono così coesistere negli stessi ambienti con accostamenti tono su tono e contrasti netti.

Tout en conservant leur identité spécifique, les collections de Boost World partagent une élégance naturelle, des tons neutres et un style minimaliste et contemporain. Les carreaux effet béton, pierre et terre crue peuvent ainsi être posés dans un même espace avec des associations ton sur ton ou en net contraste.

Obwohl jede von ihnen ihre spezifische Identität bewahrt, teilen die Boost World-Kollektionen eine natürliche Eleganz, neutrale Farbtöne und einen schlichten, zeitgemäßen Stil. Die Beläge in der Optik von Zement, Naturstein und roher Erde können Ton in Ton oder mit klaren Kontrasten im selben Raum kombiniert werden.

Aún manteniendo una identidad específica, las colecciones de Boost World comparten una elegancia natural, tonos neutros y un estilo esencial y contemporáneo. Así, las superficies efecto hormigón, piedra y tierra cruda pueden convivir en los mismos ambientes con combinaciones tono sobre tono y fuertes contrastes.

У каждой из коллекций Boost World свой неповторимый характер, но при этом все их объединяет натуральная элегантность, нейтральная палитра цветов и лаконичный современный стиль. В одном и том же интерьере из плиток под цемент, камень и сырую глину можно создавать однотонные композиции или эффектные контрасты.

© Ceramiche Atlas Concorde

INDEX



OVERVIEW



PRODUCT  
FINDER



IMAGE  
GALLERY



RANGE  
SUMMARY



TECHNICAL  
SPECIFICATIONS





# Inside, outside, everywhere.



The versatility of Boost World is evident in its many uses, including interior spaces in stylistic continuity with outdoor terraces, patios, gardens, and pool areas. Porcelain tile can also be used to design external facades, or ventilated facades in thicker forms, because it provides energy savings, higher performance, and beauty.



Le potenzialità di Boost World si esprimono in molteplici destinazioni d'uso: ambienti interni in continuità stilistica con l'esterno, terrazze, patii, giardini, zone piscina. Le superfici in gres porcellanato possono essere utilizzate per progettare anche facciate esterne o, se in formato spessorato, anche facciate ventilate, perché garantiscono benefici energetici, prestazioni elevate e bellezza.

Les potentialités de Boost World s'expriment dans de multiples destinations d'usage : pour des intérieurs en continuité stylistique avec l'extérieur, pour des terrasses, des patios, des jardins et les abords de piscine. Les surfaces en grès cérame peuvent aussi être utilisées pour la conception de façades ou pour des façades ventilées dans un format de plus grande épaisseur, car outre leur beauté, elles garantissent des bénéfices énergétiques et de hautes performances.

Das Potenzial von Boost World entfaltet sich in vielen Einsatzbereichen: Innenräume in stilistischer Kontinuität mit dem Außenbereich, seien es Terrassen, Innenhöfe, Gärten oder Poolbereiche. Feinsteinzeugbeläge eignen sich außerdem zur Planung von Außenfassaden und, im verstärkten Format, auch als hinterlüftete Fassaden. Denn sie sind energieeffizient, leistungsstark und schön.

El potencial de Boost World se expresa en una gran variedad de usos: ambientes interiores en continuidad estilística con el exterior, terrazas, patios, jardines, zonas de piscina. Las superficies de gres porcelánico también se pueden utilizar para el diseño de fachadas exteriores o, si se trata de un espesor mayor, incluso de fachadas ventiladas, ya que proporcionan beneficios energéticos, alto rendimiento y belleza.

Потенциал линейки Boost World проявляется в огромном разнообразии применений внутри помещений и на улице – на террасах, в патио, в садах, вокруг бассейнов. Плитку из керамогранита можно использовать для облицовки фасадов, а в случае увеличенной толщины – также и вентилируемых. Это повышает энергоэффективность и эксплуатационные свойства зданий и придает им красивый внешний вид.



INDEX



OVERVIEW



PRODUCT FINDER



IMAGE GALLERY



RANGE SUMMARY



TECHNICAL SPECIFICATIONS





# Complete interior project.

Boost World makes all kinds of design solutions possible for not just floors and walls, but tables, counters, and sinks as well. Architects and interior designers may freely design coordinated looks in residential, commercial, public, or hospitality spaces.

Boost World offre des solutions pour tous les projets : pas seulement des carrelages pour le sol et le mur, mais aussi des tables, des plans de travail, des lavabos. Les architectes et les décorateurs d'intérieur peuvent réaliser des espaces coordonnés en toute liberté pour les espaces résidentiels, commerciaux, publics ou dédiés à l'hospitalité.

Boost World permite soluciones de decoración de todo tipo: no sólo pavimentos y revestimientos, sino también mesas, encimeras y lavabos. Los arquitectos y diseñadores de interiores también pueden realizar libremente ambientes coordinados en espacios residenciales, comerciales, públicos o de hostelería.

Boost World consente soluzioni progettuali di ogni tipo: non solo pavimenti e pareti, ma anche tavoli, piani di lavoro, lavabi. Architetti e interior designer possono realizzare liberamente ambienti coordinati in spazi residenziali, commerciali, pubblici o dedicati all'hospitality.

Boost World eignet sich für Projektlösungen aller Art: Nicht nur für Wände und Böden, sondern auch für Tische, Arbeitsplatten, Waschbecken. Architekten und Innendesigner können in aller Freiheit aufeinander abgestimmte Räume im Wohnungs- und Gewerbebau, in öffentlichen Bereichen oder im Gastgewerbe planen.

Плитками Boost World можно облицовывать не только полы и стены, но также предметы обстановки, столешницы, раковины. Это позволяет архитекторам и дизайнерам целено оформлять в едином стиле жилые дома, торговые помещения, общественные пространства, гостиницы, рестораны.



© Ceramiche Atlas Concorde




© Ceramiche Atlas Concorde



© Ceramiche Atlas Concorde



© Ceramiche Atlas Concorde



© Ceramiche Atlas Concorde



© Ceramiche Atlas Concorde

INDEX



OVERVIEW



PRODUCT FINDER



IMAGE GALLERY



RANGE SUMMARY



TECHNICAL SPECIFICATIONS





# Focus on wellness.

Boost World collections may be applied to all bathroom surfaces, adapting the chosen style to floors, walls, furnishings, and sinks. These tiles provide optimal protection against bacteria and superior resistance to the most aggressive chemical agents in restrooms, wellness, and spa facilities. They also have an excellent grip to prevent slipping even in the presence of water.

Les collections de Boost World permettent d'habiller toutes les surfaces de salles de bains et d'adapter le style désiré aux sols et aux murs, aux lavabos et aux volumes des espaces douche, spas et centres de bien-être. Elles assurent la plus grande hygiène et facilité de nettoyage, la résistance aux agents chimiques les plus agressifs et un excellent niveau de résistance à la glissance même en présence d'eau.

Las colecciones de Boost World permiten revestir todas las superficies del baño, y adaptar el estilo deseado en pavimentos y paredes, volúmenes y lavabos en zonas de ducha, wellness y spa. Garantizan la máxima facilidad de higienización, resistencia a los productos químicos más agresivos, un excelente nivel de resistencia al deslizamiento incluso en presencia de agua.

Le collezioni di Boost World permettono di rivestire tutte le superfici del bagno e adattare lo stile desiderato a pavimenti e pareti, volumi e lavabi di zone doccia, wellness e spa. Assicurano la massima facilità di sanificazione, resistenza agli agenti chimici più aggressivi e un eccellente livello di resistenza allo scivolamento anche in presenza di acqua.

Mit den Kollektionen von Boost World lassen sich alle Badflächen verkleiden, und der gewünschte Stil an Boden und Wänden, baulichen Volumen und Waschbecken in Duschen, Wellness- und Spa-Bereichen realisieren. Sie garantieren die mühelose Desinfektion, optimale Beständigkeit auch gegen die aggressivsten Chemikalien sowie ausgezeichnete Rutschfestigkeit auch bei Nässe.

Плитки коллекций Boost World подходят для облицовки всех поверхностей ванных комнат: полов, стен, объемных элементов архитектуры, умывальников, душевых кабин, СПА-зон. Они легко дезинфицируются, устойчивы даже к самым агрессивным химикатам, препятствуют скольжению даже в присутствии воды.



© Ceramiche Atlas Concorde



© Ceramiche Atlas Concorde



© Ceramiche Atlas Concorde



© Ceramiche Atlas Concorde



© Ceramiche Atlas Concorde



© Ceramiche Atlas Concorde

INDEX



OVERVIEW



PRODUCT FINDER



IMAGE GALLERY



RANGE SUMMARY



TECHNICAL SPECIFICATIONS





# Broad perspectives.

The innovative style of Boost World guarantees complete freedom for any indoor or outdoor project. The selection also offers larger tiles for coordinated furnishing solutions that measure at 120x278 cm and 160x320 cm respectively.

I formati modulari di Boost World garantiscono una libertà completa in ogni progetto di interni ed esterni. La gamma spazia dalle grandi lastre 120x278 e 160x320 cm fino ai formati tradizionali, per soluzioni d'arredo coordinate, sia a pavimento che a parete.

Les formats modulaires de Boost World offrent la plus grande liberté pour tous les projets d'intérieur et d'extérieur. La gamme un choix qui va des grandes dalles de 120x278 et 160x320 cm jusqu'aux formats traditionnels, pour des solutions de décoration coordonnées au sol et sur le mur.

Die Modulformate von Boost World garantieren absolute Gestaltungsfreiheit für jedes Innen- und Außenprojekt. Das Sortiment reicht von den 120x278 bzw. 160x320 cm großen Platten bis zu den klassischeren Formaten. Für koordinierte Einrichtungslösungen an Wand und Boden.

Los formatos modulares de Boost World garantizan una total libertad en cada proyecto de interior y exterior. La gama abarca desde las grandes placas de 120x278 y 160x320 cm hasta los formatos más clásicos para realizar ambientes coordinados, tanto en revestimientos como en pavimentos.

Модульные форматы Boost World подходят как для интерьера, так и для улицы. Гамма варьируется от крупных 120x278 и 160x320 см до традиционных, давая возможность гармонично оформить полы и стены в одном стиле.



© Ceramiche Atlas Concorde

INDEX



OVERVIEW



PRODUCT  
FINDER



IMAGE  
GALLERY



RANGE  
SUMMARY



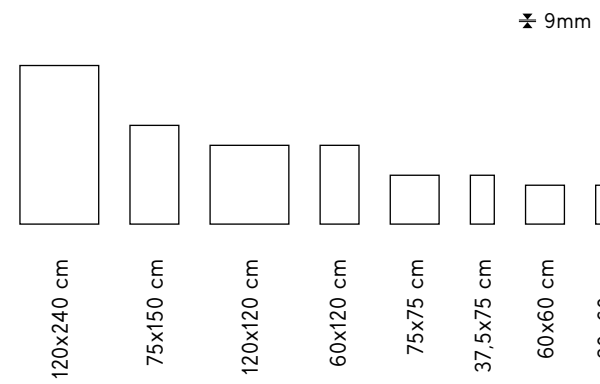
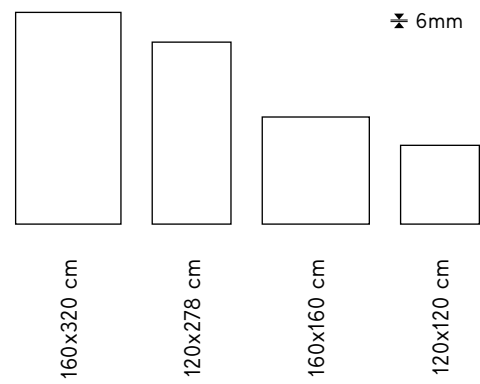
TECHNICAL  
SPECIFICATIONS



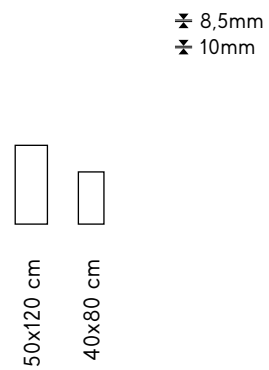


# Maximum design freedom.

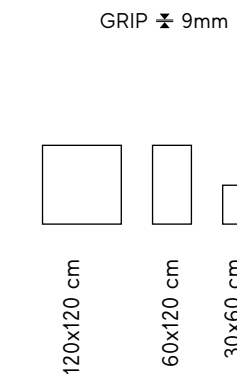
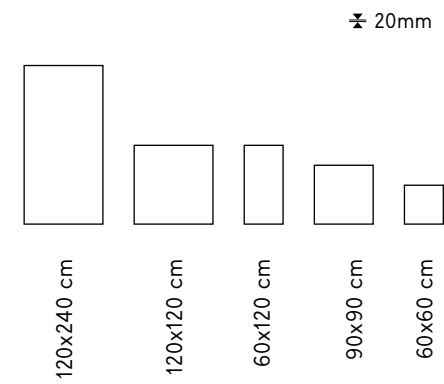
## PORCELAIN TILES FOR FLOORS AND WALLS




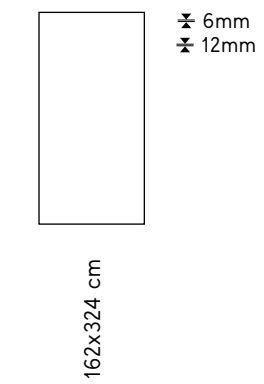
## TILES FOR WALL COVERINGS



## PORCELAIN TILES FOR OUTDOOR AND WET AREAS



## SLABS FOR FURNITURE



INDEX



OVERVIEW



PRODUCT FINDER



IMAGE GALLERY



RANGE SUMMARY



TECHNICAL SPECIFICATIONS







© Ceramiche Atlas Concorde

## Extensive decor system.

Boost World has a wide range of decors that can adorn floors and walls with geometric patterns, bricks, and mosaics. Colors, looks, and style are dedicated to a contemporary design with unique personality and distinctive flair.

Boost World dispone di una vasta gamma decorativa, in grado di rivestire pavimenti e pareti con motivi geometrici, brick e mosaici. Colori, look e formati dedicati alla progettazione contemporanea con una personalità unica e uno stile distintivo.

Boost World dispose d'une vaste gamme décorative pour décorer le sol et les murs avec des motifs géométriques, des briques et des mosaïques. Des coloris, des imitations et des formats dédiés à la conception contemporaine, au caractère unique et au style distinctif.

Boost World umfasst ein breites Dekorsortiment mit geometrischen Motiven, Bricks und Mosaiken für Wand und Boden. Farben, Looks und Formate für die zeitgemäße Planung von einzigartiger Persönlichkeit und erlesenem Stil.

Boost World dispone de una amplia gama decorativa, que cubre paredes y pavimentos con motivos geométricos, ladrillos y mosaicos. Colores, aspectos y formatos dedicados al diseño contemporáneo transmiten una personalidad única y un estilo distintivo.

Boost World располагает широкой гаммой декоративных элементов, способных украсить полы и стены геометрическими мотивами, фактурными акцентами, мозаичными деталями. Цвета, рисунки и форматы декоров придадут современным пространствам яркую неповторимость.

INDEX



OVERVIEW



PRODUCT  
FINDER



IMAGE  
GALLERY



RANGE  
SUMMARY



TECHNICAL  
SPECIFICATIONS





# Global calling.



© Ceramiche Atlas Concorde

The surfaces of Boost World introduce a new age of creative solutions. They are ideal backdrops for interior design projects with contemporary, international styles. From a global perspective, the concept of surface is relaunched thanks to the attention to detail, neutral color harmony, texture simplicity, and wide selection of formats.

Le superfici di Boost World inaugurano una nuova era di soluzioni creative. Da sole o in abbinamento, sono lo sfondo ideale per progetti di interior design dallo stile contemporaneo e internazionale. La cura del dettaglio, l'armonia di colori neutri, l'essenzialità delle texture e la vasta selezione di formati rilanciano il concetto di superficie in una prospettiva globale.

Les carreaux de Boost World inaugurent une nouvelle ère de solutions créatives. Seuls ou combinés entre eux, c'est le fond idéal pour les projets de design d'intérieur au style contemporain et international. Le soin des détails, l'harmonie des tons neutres, la sobriété des textures et le vaste choix de formats relancent le concept du revêtement dans une perspective globale.

Die Boost World-Beläge leiten eine neue Ära kreativer Lösungen ein. Allein oder miteinander kombiniert bilden sie den idealen Hintergrund für Innendesignprojekte von kontemporärem und internationalem Stil. Sorgfältig ausgeführte Details, harmonische, neutrale Farben, schlichte Texturen und die große Formatauswahl verleihen dem Konzept des Innenausbaus eine globale Perspektive.

Las superficies de Boost World dan paso a una nueva era de soluciones creativas. Solas o combinadas, son ideales para proyectos de interiorismo contemporáneo e internacional. La atención a los detalles, la armonía de los colores neutros, la esencialidad de las texturas y la amplia selección de formatos relanzan el concepto de superficies en una perspectiva global.

Плитки Boost World открывают новую эру для креативности. По отдельности или в сочетании друг с другом они являются идеальным фоном для интерьерных проектов в современном стиле. Ухоженность деталей, гармония нейтральных цветов, лаконичность рисунков поверхности, широкий выбор форматов выводят линейку на мировой масштаб: выстроенные из нее решения будут смотреться совершенно естественно в любой части света.

INDEX



OVERVIEW



PRODUCT  
FINDER



IMAGE  
GALLERY



RANGE  
SUMMARY



TECHNICAL  
SPECIFICATIONS







# Design our tomorrow.

The surfaces of Boost World are a choice in favor of the planet. Atlas Concorde has always employed industrial techniques to reduce waste, consumption of raw materials, scrap, and pollution. Numerous certifications, including the coveted ISO 17889-1, attest to our continual environmental awareness throughout the manufacturing process.

Le superfici di Boost World sono una scelta in favore del pianeta. Da sempre Atlas Concorde si avvale di processi industriali che minimizzano sprechi, consumo di materie prime, scarti ed emissioni. Le numerose certificazioni conseguite, tra cui la prestigiosa ISO 17889-1, sono la conferma dell'attenzione costante all'ambiente lungo tutta la filiera produttiva.

Les carreaux de Boost World sont un choix en faveur de la planète. Depuis toujours, Atlas Concorde utilise des processus industriels qui minimisent le gaspillage, la consommation de matières premières, les rebuts et les émissions. Les nombreuses certifications obtenues, dont la prestigieuse ISO 17889-1, sont la preuve de l'attention constante prêtée à l'environnement tout au long de la filière de production.

Die Entscheidung für Boost World-Produkte ist eine Entscheidung für den Planeten. Seit jeher setzt Atlas Concorde Fertigungsverfahren ein, die Verschwendung, Rohstoffverbrauch, Ausschuss und Emissionen auf das Minimum reduzieren. Zahlreiche Zertifizierungen, darunter die prestigevolle ISO 17889-1, bestätigen das konstante, die gesamte Lieferkette einbeziehende Engagement für die Umwelt.

Las superficies de Boost World son una opción que juega a favor del planeta. Desde siempre Atlas Concorde utiliza procesos industriales que minimizan los desperdicios, el consumo de materias primas, los descartes y las emisiones. Las numerosas certificaciones conseguidas, entre ellas la prestigiosa ISO 17889-1, confirman la constante atención al medio ambiente en toda la cadena de producción.

Плитка Boost World – это выбор в пользу планеты. Компания Atlas Concorde ведет ее производство по передовым технологиям, которые минимизируют образование отходов, выбросы и потребление сырья. Многочисленные сертификаты, в том числе престижный ISO 17889-1, являются наглядным подтверждением нашей заботы об окружающей среде на протяжении всей производственной цепочки.

INDEX



OVERVIEW



PRODUCT  
FINDER



IMAGE  
GALLERY



RANGE  
SUMMARY



TECHNICAL  
SPECIFICATIONS







# Product Finder

- 30 PORCELAIN TILES SURFACE RANGE
- 32 WALL & 3D WALL TILES SURFACE RANGE
- 34 PORCELAIN TILE DECORS RANGE
- 38 WALL TILE DECORS RANGE

INDEX



OVERVIEW



PRODUCT  
FINDER



PORCELAIN TILES  
SURFACE RANGE

WALL & 3D WALL TILES  
SURFACE RANGE

PORCELAIN TILE  
DECORS RANGE

WALL TILE  
DECORS RANGE

IMAGE  
GALLERY



RANGE  
SUMMARY



TECHNICAL  
SPECIFICATIONS





Porcelain Tiles  
Boost



WHITE  
MATTE



PEARL  
MATTE



GREY  
MATTE



SMOKE  
MATTE



TARMAC  
MATTE

Porcelain Tiles  
Boost Pro



IVORY  
MATTE



CREAM  
MATTE



CLAY  
MATTE



TAUPE  
MATTE



TOBACCO  
MATTE

Porcelain Tiles  
Boost Stone



WHITE  
MATTE



PEARL  
MATTE



GREY  
MATTE




SMOKE  
MATTE



TARMAC  
MATTE

Porcelain Tiles Range



IVORY  
MATTE



CREAM  
MATTE



CLAY  
MATTE




TAUPE  
MATTE



TOBACCO  
MATTE

Porcelain Tiles  
Boost Mix



IVORY  
MATTE



PEARL  
MATTE



SMOKE  
MATTE

Porcelain Tiles  
Boost Natural



KAOLIN  
MATTE



ASH  
MATTE



ECRU  
MATTE



UMBER  
MATTE



COAL  
MATTE



CORAL  
MATTE



COBALT  
MATTE

Porcelain Tiles Range

INDEX



OVERVIEW



PRODUCT  
FINDER



PORCELAIN TILES  
SURFACE RANGE

WALL & 3D WALL TILES  
SURFACE RANGE

PORCELAIN TILE  
DECORS RANGE

WALL TILE  
DECORS RANGE

IMAGE  
GALLERY



RANGE  
SUMMARY



TECHNICAL  
SPECIFICATIONS







Wall, 3D Wall Tiles Range

Wall, 3D Wall Tiles Range

INDEX



OVERVIEW



PRODUCT FINDER



PORCELAIN TILES SURFACE RANGE

WALL & 3D WALL TILES SURFACE RANGE

PORCELAIN TILE DECORS RANGE

WALL TILE DECORS RANGE

IMAGE GALLERY



RANGE SUMMARY





TECHNICAL SPECIFICATIONS











Porcelain Tile Decors  
Boost

















Porcelain Tile Decors  
Boost Pro



Porcelain Tile XL Decors  
Boost Pro



Porcelain Tile Decors  
Boost Stone



Porcelain Tile Decors Range

Porcelain Tile Decors Range

INDEX



OVERVIEW



PRODUCT FINDER



PORCELAIN TILES SURFACE RANGE  
WALL & 3D WALL TILES SURFACE RANGE

PORCELAIN TILE DECORS RANGE

WALL TILE DECORS RANGE

IMAGE GALLERY




RANGE SUMMARY



TECHNICAL SPECIFICATIONS







Porcelain Tile Decors Range

Porcelain Tile Decors Range

INDEX



OVERVIEW



PRODUCT FINDER



PORCELAIN TILES SURFACE RANGE  
WALL & 3D WALL TILES SURFACE RANGE

PORCELAIN TILE DECORS RANGE

WALL TILE DECORS RANGE

IMAGE GALLERY



RANGE SUMMARY



TECHNICAL SPECIFICATIONS






Wall Tile Decors  
Boost



MINIBRICK  
BOOST  
WHITE




MINIBRICK  
BOOST  
PEARL



MINIBRICK  
BOOST  
GREY



MINIBRICK  
BOOST  
SMOKE



MINIBRICK  
BOOST  
SAGE



MINIBRICK  
BOOST  
RED

Wall Tile Decors  
Boost Pro



MINIBRICK PRO OLIVE  
BOOST PRO  
IVORY




MINIBRICK PRO BLUE  
BOOST PRO  
CREAM



MINIBRICK PRO COFFEE  
BOOST PRO  
CLAY



MINIBRICK PRO YELLOW  
BOOST PRO  
MUSTARD



MINIBRICK PRO OCEAN  
BOOST PRO  
POWDER BLUE

Wall Tile Decors  
Boost Natural



MOSAICO PIANO MATT  
BOOST NATURAL  
KAOLIN




MOSAICO PIANO MIX MATT  
BOOST NATURAL  
KAOLIN




MOSAICO TRACE MIX  
BOOST NATURAL  
KAOLIN




MOSAICO PIANO MATT  
BOOST NATURAL  
ASH




MOSAICO PIANO MIX MATT  
BOOST NATURAL  
ASH



MOSAICO TRACE MIX MATT  
BOOST NATURAL  
ASH



MOSAICO PIANO MATT  
BOOST NATURAL  
ECRU



MOSAICO PIANO MIX MATT  
BOOST NATURAL  
ECRU



MOSAICO TRACE MIX MATT  
BOOST NATURAL  
ECRU

Wall Tile Decors Range

Wall Tile Decors Range

INDEX



OVERVIEW



PRODUCT  
FINDER



PORCELAIN TILES  
SURFACE RANGE

WALL & 3D WALL TILES  
SURFACE RANGE

PORCELAIN TILE  
DECORS RANGE

WALL TILE  
DECORS RANGE

IMAGE  
GALLERY



RANGE  
SUMMARY



TECHNICAL  
SPECIFICATIONS







© Ceramiche Atlas Concorde

# Image Gallery

- 42 BOOST
- 56 BOOST PRO
- 68 BOOST STONE
- 80 BOOST MIX
- 94 BOOST NATURAL

INDEX



OVERVIEW



PRODUCT  
FINDER



IMAGE  
GALLERY



- BOOST
- BOOST PRO
- BOOST STONE
- BOOST MIX
- BOOST NATURAL

RANGE  
SUMMARY




TECHNICAL  
SPECIFICATIONS






# BOOST

DOWNLOAD >  
CATALOG &  
IMAGE GALLERY



ENJOY THE  
VIDEO



## Urban concrete look

The Boost collection has a refined metropolitan look with surfaces featuring the customary shading of troweled concrete in varied gray tones. The wall tile palette is enriched by two color accents that bring a bathroom to life.

Boost è la collezione che apre le porte al progetto Boost World. Con un raffinato look metropolitano, queste superfici declinano le sfumature tipiche del cemento spatolato attraverso una scala di toni di grigio. La proposta cromatica dei rivestimenti è arricchita da due accenti di colore che ravvivano gli ambienti bagno.

Boost est la collection qui ouvre les portes au projet Boost World. Le look urbain raffiné de ces surfaces est décliné dans les nuances typiques du béton brossé à travers une échelle de tons gris. La proposition chromatique des carreaux est enrichie par deux accents de couleur pour raviver la salle de bains.

Boost war die erste Kollektion des Projekts Boost World. Mit einem ausgesuchten Großstadtlook deklinieren ihre Oberflächen die typischen Nuancen gespachtelten Zements in einer Skala aus Grautönen. Die Farbpalette der Wandbeläge wird durch zwei Farbakzente ergänzt, die das Bad lebhafter machen.

Boost es la colección que abre las puertas al proyecto Boost World. Con un refinado look metropolitano, estas superficies reflejan los matices típicos del hormigón espatulado mediante una escala de tonos grises. La combinación de colores de los azulejos de la pared se enriquece con dos acentos de color que alegran el baño.

Boost, первая коллекция проекта Boost World, обладает эффектным урбанистическим дизайном. Палитра охватывает разные оттенки серого цвета, характерные для разглаженного шпателем бетона. Для настенных плиток доступны также два более ярких тона, позволяющих оживить интерьеры ванных акцентными контрастами.



© Ceramiche Atlas Concorde



© Ceramiche Atlas Concorde

INDEX



OVERVIEW



PRODUCT  
FINDER



IMAGE  
GALLERY



BOOST

BOOST PRO

BOOST STONE

BOOST MIX

BOOST NATURAL

RANGE  
SUMMARY



TECHNICAL  
SPECIFICATIONS







FLOOR  
Boost Pearl Matte/Matt  
75x150 cm | 29 1/2"x59"

WALL  
Boost White Matte/Matt  
75x150 cm | 29 1/2"x59"

Boost Pearl Mosaico Shapes Matte/Matt  
31x33.5 cm | 12 1/4"x13 1/4"

© Ceramiche Atlas Concorde

INDEX



OVERVIEW



PRODUCT  
FINDER



IMAGE  
GALLERY



BOOST

BOOST PRO

BOOST STONE

BOOST MIX

BOOST NATURAL

RANGE  
SUMMARY



TECHNICAL  
SPECIFICATIONS







© Ceramiche Atlas Concorde



© Ceramiche Atlas Concorde

FLOOR

Boost **White** Outdoor  $\pm$  20 mm  
120x120 cm | 47 $\frac{1}{4}$ "x47 $\frac{1}{4}$ "

Boost **White** Grip  
120x120 cm | 47 $\frac{1}{4}$ "x47 $\frac{1}{4}$ "

Boost **White** Matte/Matt  
120x120 cm | 47 $\frac{1}{4}$ "x47 $\frac{1}{4}$ "

INDEX



OVERVIEW



PRODUCT  
FINDER



IMAGE  
GALLERY



BOOST

BOOST PRO

BOOST STONE

BOOST MIX

BOOST NATURAL

RANGE  
SUMMARY



TECHNICAL  
SPECIFICATIONS







© Ceramiche Atlas Concorde


FLOOR  
 Boost **White** Matte/Matt  
 120x278 cm | 47<sup>1</sup>/<sub>4</sub>"x109<sup>1</sup>/<sub>2</sub>"

COUNTERTOP  
 Atlas Plan  
 Boost **White** Silk  
 162x324 cm | 63<sup>3</sup>/<sub>4</sub>"x127<sup>1</sup>/<sub>2</sub>"



Boost **Grey** Matte/Matt  
 120x278 cm | 47<sup>1</sup>/<sub>4</sub>"x109<sup>1</sup>/<sub>2</sub>"

© Ceramiche Atlas Concorde

INDEX 

OVERVIEW 


PRODUCT FINDER 

IMAGE GALLERY 


BOOST

BOOST PRO

BOOST STONE

BOOST MIX

BOOST NATURAL

RANGE SUMMARY 

TECHNICAL SPECIFICATIONS 





FLOOR  
Boost **Tarmac** Matte/Matt  
75x150 cm | 29 1/2" x 59"

WALL  
Boost **Grey** Matte/Matt  
75x150 cm | 29 1/2" x 59"

Boost **Grey** Matte/Matt  
75x150 cm | 29 1/2" x 59"

Boost **Smoke Mosaico Hex Black** Matte/Matt  
25x28,5 cm | 9 7/8" x 11 1/4"

INDEX



OVERVIEW



PRODUCT  
FINDER



IMAGE  
GALLERY



BOOST

BOOST PRO

BOOST STONE

BOOST MIX

BOOST NATURAL

RANGE  
SUMMARY



TECHNICAL  
SPECIFICATIONS







© Ceramiche Atlas Concorde

**FLOOR**  
 Boost **Pearl** Matte/Matt  
 75x150 cm | 29½" x 59"

Boost **Grey** Matte/Matt  
 75x150 cm | 29½" x 59"


**WALL**  
 Boost **Sage** Matte/Matt  
 40x80 cm | 15¾" x 31½"

Boost **White** Matte/Matt  
 40x80 cm | 15¾" x 31½"

Boost **3D Urban White** Matte/Matt  
 40x80 cm | 15¾" x 31½"



© Ceramiche Atlas Concorde

INDEX 

OVERVIEW 


PRODUCT  
FINDER 

IMAGE  
GALLERY 


BOOST

BOOST PRO

BOOST STONE

BOOST MIX

BOOST NATURAL

RANGE  
SUMMARY 

TECHNICAL  
SPECIFICATIONS 





© Ceramiche Atlas Concorde



© Ceramiche Atlas Concorde

FLOOR  
Boost **Grey** Matte/Matt  
75x150 cm | 29<sup>1</sup>/<sub>2</sub>"x59"

Arbor **Cognac** Matte/Matt  
18,5x150 cm | 17<sup>1</sup>/<sub>4</sub>"x59"

WALL  
Boost **Red** Matte/Matt  
40x80 cm | 15<sup>3</sup>/<sub>4</sub>"x31<sup>1</sup>/<sub>2</sub>"

Boost **Grey** Matte/Matt  
40x80 cm | 15<sup>3</sup>/<sub>4</sub>"x31<sup>1</sup>/<sub>2</sub>"

Boost **3D Urban Grey** Matte/Matt  
40x80 cm | 15<sup>3</sup>/<sub>4</sub>"x31<sup>1</sup>/<sub>2</sub>"

INDEX



OVERVIEW



PRODUCT  
FINDER



IMAGE  
GALLERY



BOOST

BOOST PRO

BOOST STONE

BOOST MIX

BOOST NATURAL

RANGE  
SUMMARY



TECHNICAL  
SPECIFICATIONS







# BOOST PRO

## Warm concrete look

DOWNLOAD >  
CATALOG &  
IMAGE GALLERY



ENJOY THE  
VIDEO



Boost Pro enriches the concrete look with fresh warm shades, making the metropolitan style even more inviting. The assortment of wall tiles has expanded to include two powdery shades ideal for relaxing and comfortable spaces.

Boost Pro enrichit l'effet béton avec de nouvelles tonalités chaudes qui exaltent la chaleur du style urbain. À la proposition des carreaux pour les espaces dédiés au soin du corps, il faut ajouter deux teintes poudreuses, parfaites pour des espaces confortables.

Boost Pro enriquece el efecto hormigón con nuevas tonalidades cálidas que destacan el acogedor estilo metropolitano. A la propuesta de revestimiento para ambientes dedicados al cuidado del cuerpo, se añaden dos colores polvorientos, perfectos para ambientes confortables.

Boost Pro arricchisce l'effetto cemento di nuove tonalità calde, che esaltano l'accoglienza dello stile metropolitano. Alla proposta da rivestimento per gli ambienti dedicati alla cura del corpo, si aggiungono due tinte polverose, perfette per ambienti confortevoli.

Boost Pro bereichert die Zementoptik um neue, warme Farben, die den Urban Style behaglicher machen. Das Sortiment der Wandbeläge für das Bad wurde um zwei staubige Farben bereichert, die für besonderen Raumkomfort sorgen.

Boost Pro пополняет гамму плитки под бетон новыми теплыми цветами, вдохновляющими в пространства урбанистического уют. В палитру настенных плиток для ванн входят также два припыленных оттенка, способных усилить ощущение комфорта.



© Ceramiche Atlas Concorde



© Ceramiche Atlas Concorde

INDEX



OVERVIEW



PRODUCT  
FINDER



IMAGE  
GALLERY



BOOST

BOOST PRO

BOOST STONE

BOOST MIX

BOOST NATURAL

RANGE  
SUMMARY



TECHNICAL  
SPECIFICATIONS







INDEX



OVERVIEW



PRODUCT  
FINDER



IMAGE  
GALLERY



BOOST

BOOST PRO

BOOST STONE

BOOST MIX

BOOST NATURAL

RANGE  
SUMMARY



TECHNICAL  
SPECIFICATIONS



FLOOR  
Boost Pro **Cream** Matte/Matt  
75x150 cm | 29 1/2"x59"

WALL  
Boost Pro **Taupe** Matte/Matt  
75x150 cm | 29 1/2"x59"

Boost Pro **Cream Mosaico Hex Blue** Matte/Matt  
25x28,5 cm | 9 7/8"x11 1/4"

Boost Pro **Taupe Mosaico Hex Coffee** Matte/Matt  
25x28,5 cm | 9 7/8"x11 1/4"





FLOOR  
Boost Pro **Clay** Matte/Matt  
160x160 cm | 63"x63"

WALL  
Boost Pro **Taupe** Matte/Matt  
160x320 cm | 63"x126"

FURNITURE  
Boost **White** Matte/Matt  
120x278 cm | 47 1/4"x109 1/2"

© Ceramiche Atlas Concorde



© Ceramiche Atlas Concorde

FLOOR  
Boost Pro **Tobacco** Matte/Matt  
120x120 cm | 47 1/4"x47 1/4"

FURNITURE  
Boost **Smoke** Matte/Matt  
120x278 cm | 47 1/4"x109 1/2"

INDEX



OVERVIEW



PRODUCT  
FINDER



IMAGE  
GALLERY



BOOST

BOOST PRO

BOOST STONE

BOOST MIX

BOOST NATURAL

RANGE  
SUMMARY



TECHNICAL  
SPECIFICATIONS







FLOOR  
Boost Pro Clay Outdoor 20 mm  
120x120 cm | 47 1/4 x 47 1/4"

© Ceramiche Atlas Concorde

INDEX



OVERVIEW



PRODUCT  
FINDER



IMAGE  
GALLERY



BOOST

BOOST PRO

BOOST STONE

BOOST MIX

BOOST NATURAL

RANGE  
SUMMARY



TECHNICAL  
SPECIFICATIONS







© Ceramiche Atlas Concorde



© Ceramiche Atlas Concorde

FLOOR  
Boost Pro **Clay** Matte/Matt  
75x150 cm | 29<sup>1</sup>/<sub>2</sub>"x59"

Heartwood **Brandy** Matte/Matt  
18,5x150 cm | 7<sup>1</sup>/<sub>4</sub>"x59"

WALL  
Boost Pro **Powder Blue** Matte/Matt  
40x80 cm | 15<sup>3</sup>/<sub>4</sub>"x31<sup>1</sup>/<sub>2</sub>"

Boost Pro **3D Urban Powder Blue** Matte/Matt  
40x80 cm | 15<sup>3</sup>/<sub>4</sub>"x31<sup>1</sup>/<sub>2</sub>"

Boost Pro **Powder Blue Minibrick Pro Ocean** Matte/Matt  
29,7x33,3 cm | 11<sup>5</sup>/<sub>8</sub>"x13<sup>1</sup>/<sub>4</sub>"

INDEX



OVERVIEW



PRODUCT  
FINDER



IMAGE  
GALLERY



BOOST

BOOST PRO

BOOST STONE

BOOST MIX

BOOST NATURAL

RANGE  
SUMMARY



TECHNICAL  
SPECIFICATIONS







© Ceramiche Atlas Concorde

FLOOR  
 Boost Pro **Taupe** Matte/Matt  
 75x150 cm | 29 1/2"x59"

WALL  
 Boost Pro **Ivory** Matte/Matt  
 40x80 cm | 15 3/4"x31 1/2"

Boost Pro **Mustard** Matte/Matt  
 40x80 cm | 15 3/4"x31 1/2"

Boost Pro **Mustard Minibrick Pro Yellow** Matte/Matt  
 29,7x33,3 cm | 11 5/8"x13 1/4"



© Ceramiche Atlas Concorde

INDEX



OVERVIEW



PRODUCT FINDER



IMAGE GALLERY



BOOST

BOOST PRO

BOOST STONE

BOOST MIX

BOOST NATURAL

RANGE SUMMARY




TECHNICAL SPECIFICATIONS






# BOOST STONE

DOWNLOAD >  
CATALOG &  
IMAGE GALLERY



ENJOY THE  
VIDEO



## Essential stone look

Boost Stone reinterprets the limestone of the Pyrenees in idealistic colors for a concrete look. Discreet surfaces for a stone effect with a measured but strong personality is reproduced with absolute realism.

Boost Stone réinterprète la pierre calcaire des Pyrénées dans l'éventail chromatique du monde du béton. Des surfaces à l'aspect discret pour un effet pierre qui a une personnalité à la fois forte et mesurée, reproduite avec un réalisme absolu.

Boost Stone reinterpreta la piedra caliza de los Pirineos en la gama cromática del mundo del concreto. Superficies de aspecto discreto para un efecto piedra con una personalidad comedida pero fuerte, reproducida con absoluto realismo.

Boost Stone reinterpreta la pietra calcarea dei Pirinei, nel ventaglio cromatico del mondo cemento. Superfici dall'aspetto discreto per un effetto pietra dalla misurata ma forte personalità riprodotta con assoluto realismo.

Boost Stone interpretiert den Pyrenäen-Kalkstein neu in der Farbpalette der Zementoptik. Unaufdringliche Oberflächen in einer verhaltenen, aber zugleich auch charaktervollen und absolut realitätsgetreu nachempfundenen Steinoptik.

Boost Stone переосмысливает известняк Пиренеев в цветовой палитре бетона. Реалистично воссозданная фактура камня сдержанна, но при этом обладает сильным характером.



© Ceramiche Atlas Concorde



© Ceramiche Atlas Concorde

INDEX



OVERVIEW



PRODUCT  
FINDER



IMAGE  
GALLERY



BOOST  
BOOST PRO

BOOST STONE

BOOST MIX

BOOST NATURAL

RANGE  
SUMMARY



TECHNICAL  
SPECIFICATIONS







FLOOR Boost Stone Pearl Matte/Matt 120x120 cm | 47<sup>1</sup>/<sub>4</sub>"x47<sup>1</sup>/<sub>4</sub>"

WALL Boost Tarmac Matte/Matt 120x278 cm | 47<sup>1</sup>/<sub>4</sub>"x109<sup>1</sup>/<sub>2</sub>"

Boost Stone Pearl Mosaico Hex Matte/Matt 25x28,5 cm | 9<sup>7</sup>/<sub>8</sub>"x11<sup>1</sup>/<sub>4</sub>"

© Ceramiche Atlas Concorde

INDEX



OVERVIEW



PRODUCT FINDER



IMAGE GALLERY



BOOST  
BOOST PRO

BOOST STONE

BOOST MIX  
BOOST NATURAL

RANGE SUMMARY



TECHNICAL SPECIFICATIONS







FLOOR  
Boost Stone **Cream** Outdoor ± 20 mm  
120x120 cm | 47<sup>1</sup>/<sub>4</sub>"x47<sup>1</sup>/<sub>4</sub>"

EXTERNAL FACADE  
Boost Stone **Ivory** Matte/Matt  
120x278 cm | 47<sup>1</sup>/<sub>4</sub>"x109<sup>1</sup>/<sub>2</sub>"

© Ceramiche Atlas Concorde

INDEX



OVERVIEW



PRODUCT  
FINDER



IMAGE  
GALLERY



BOOST  
BOOST PRO

BOOST STONE

BOOST MIX

BOOST NATURAL

RANGE  
SUMMARY



TECHNICAL  
SPECIFICATIONS







© Ceramiche Atlas Concorde



© Ceramiche Atlas Concorde

FLOOR  
 Boost Stone **Ivory** Matte/Matt  
 120x120 cm | 47<sup>1</sup>/<sub>4</sub>"x47<sup>1</sup>/<sub>4</sub>"

WALL  
 Boost Stone **Ivory** Matte/Matt  
 120x278 cm | 47<sup>1</sup>/<sub>4</sub>"x109<sup>1</sup>/<sub>2</sub>"

Boost Natural **Coral** Matte/Matt  
 120x278 cm | 47<sup>1</sup>/<sub>4</sub>"x109<sup>1</sup>/<sub>2</sub>"

INDEX



OVERVIEW



PRODUCT  
FINDER



IMAGE  
GALLERY



BOOST  
BOOST PRO

BOOST STONE

BOOST MIX

BOOST NATURAL

RANGE  
SUMMARY



TECHNICAL  
SPECIFICATIONS







© Ceramiche Atlas Concorde

FLOOR  
 Boost Stone **Tarmac** Matte/Matt  
 120x120 cm | 47 1/4" x 47 1/4"

WALL  
 Boost Stone **Smoke** Matte/Matt  
 120x278 cm | 47 1/4" x 109 1/2"



© Ceramiche Atlas Concorde

INDEX



OVERVIEW



PRODUCT  
FINDER



IMAGE  
GALLERY



BOOST  
BOOST PRO

BOOST STONE

BOOST MIX

BOOST NATURAL

RANGE  
SUMMARY



TECHNICAL  
SPECIFICATIONS







© Ceramiche Atlas Concorde

FLOOR  
Boost Stone **Ivory** Matte/Matt  
120x120 cm | 47<sup>1</sup>/<sub>4</sub>"x47<sup>1</sup>/<sub>4</sub>"

Exence **Amber** Matte/Matt  
18,5x150 cm | 7<sup>1</sup>/<sub>4</sub>"x59"

WALL  
Boost Stone **Ivory** Matte/Matt  
60x120 cm | 23<sup>5</sup>/<sub>8</sub>"x47<sup>1</sup>/<sub>4</sub>"

Boost Stone **Ivory Mosaico Hex** Matte/Matt  
25x28,5 cm | 9<sup>7</sup>/<sub>8</sub>"x11<sup>1</sup>/<sub>4</sub>"

Boost Pro **Clay** Matte/Matt  
120x278 cm | 47<sup>1</sup>/<sub>4</sub>"x109<sup>1</sup>/<sub>2</sub>"

WASHBASIN  
Boost Stone **Ivory** Matte/Matt

TOP/SHELFS  
Boost Pro **Clay** Matte/Matt



© Ceramiche Atlas Concorde

FLOOR  
Boost Stone **White** Matte/Matt  
120x120 cm | 47<sup>1</sup>/<sub>4</sub>"x47<sup>1</sup>/<sub>4</sub>"

WALL  
Boost Stone **White** Matte/Matt  
60x120 cm | 23<sup>5</sup>/<sub>8</sub>"x47<sup>1</sup>/<sub>4</sub>"

Boost **Pearl** Matte/Matt  
60x120 cm | 23<sup>5</sup>/<sub>8</sub>"x47<sup>1</sup>/<sub>4</sub>"

SHOWER  
Boost Stone **Mosaico Cube Cold** Matte/Matt  
30x30 cm | 11<sup>3</sup>/<sub>4</sub>"x11<sup>3</sup>/<sub>4</sub>"

TOP/SHELFS  
Boost **Smoke** Matte/Matt

INDEX



OVERVIEW



PRODUCT  
FINDER



IMAGE  
GALLERY



BOOST  
BOOST PRO

BOOST STONE

BOOST MIX

BOOST NATURAL

RANGE  
SUMMARY




TECHNICAL  
SPECIFICATIONS





# BOOST MIX Original stone look

DOWNLOAD >  
CATALOG &  
IMAGE GALLERY



Boost Mix replicates the unmistakable texture of Ceppo di Gré, a sedimentary stone with a distinct pebbled appearance reminiscent of 20th-century Milan. The collection's three neutral shades work best when combined with the concrete-effect colors of Boost and Boost Pro.

Boost Mix reproduit la texture unique du Ceppo di Gré, pierre sédimentaire au typique aspect congloméré et symbole du Milan du XXe siècle. Les trois tons neutres de la collection s'expriment au mieux en association avec les coloris effet béton de Boost et de Boost Pro.

Boost Mix reproduce la inconfundible textura del Ceppo di Gré, una piedra sedimentaria con un característico aspecto gujarroso y símbolo del Milán del siglo XX. Los tres tonos neutros de la colección se expresan mejor en los colores de efecto hormigón de Boost y Boost Pro.


Boost Mix riproduce l'inconfondibile texture del Ceppo di Gré, pietra sedimentaria dal caratteristico aspetto a ciottoli e simbolo della Milano del '900. Le tre tonalità neutre della collezione si esprimono al meglio in abbinamento alle colorazioni effetto cemento di Boost e Boost Pro.

Boost Mix reproduziert die unverwechselbare Textur des Ceppo di Gré, eines Sedimentgesteins mit charakteristischer Kieselsteinoptik und Symbols für das Mailand des 20. Jahrhunderts. Die drei neutralen Farbtöne der kommen am besten im Mix mit den Zementfarben von Boost und Boost Pro zur Geltung.

Boost Mix имитирует характерный галечный рисунок камня Ceppo di Gré – одного из символов миланской архитектуры XX века. Три нейтральных тона коллекции великолепно смотрятся в сочетании с цветами «бетонных» плиток Boost и Boost Pro.



© Ceramiche Atlas Concorde



© Ceramiche Atlas Concorde

INDEX



OVERVIEW



PRODUCT  
FINDER



IMAGE  
GALLERY



BOOST

BOOST PRO

BOOST STONE

BOOST MIX

BOOST NATURAL

RANGE  
SUMMARY



TECHNICAL  
SPECIFICATIONS







INDEX



OVERVIEW



PRODUCT  
FINDER



IMAGE  
GALLERY



- BOOST
- BOOST PRO
- BOOST STONE
- BOOST MIX
- BOOST NATURAL

RANGE  
SUMMARY



TECHNICAL  
SPECIFICATIONS



FLOOR  
Boost Mix **Pearl** Matte/Matt  
120x120 cm | 47<sup>1</sup>/<sub>4</sub>"x47<sup>1</sup>/<sub>4</sub>"





© Ceramiche Atlas Concorde



© Ceramiche Atlas Concorde

FLOOR  
 Boost Mix **Pearl** Matte/Matt  
 120x120 cm | 47<sup>1</sup>/<sub>4</sub>"x47<sup>1</sup>/<sub>4</sub>"

Entice Copper Oak Natural Grip  
 20x120 cm | 7<sup>7</sup>/<sub>8</sub>"x47<sup>1</sup>/<sub>4</sub>"

WALL  
 Boost Mix **Pearl** Matte/Matt  
 120x278 cm | 47<sup>1</sup>/<sub>4</sub>"x109<sup>1</sup>/<sub>2</sub>"

Boost **White** Matte/Matt  
 120x278 cm | 47<sup>1</sup>/<sub>4</sub>"x109<sup>1</sup>/<sub>2</sub>"

INDEX



OVERVIEW



PRODUCT FINDER



IMAGE GALLERY



BOOST

BOOST PRO

BOOST STONE

BOOST MIX

BOOST NATURAL

RANGE SUMMARY



TECHNICAL SPECIFICATIONS







FLOOR  
 Boost Mix **Smoke** Matte/Matt  
 120x120 cm | 47<sup>1</sup>/<sub>4</sub>"x47<sup>1</sup>/<sub>4</sub>"

WALL  
 Boost Mix **Smoke** Matte/Matt  
 120x278 cm | 47<sup>1</sup>/<sub>4</sub>"x109<sup>1</sup>/<sub>2</sub>"

Boost **White** Matte/Matt  
 120x278 cm | 47<sup>1</sup>/<sub>4</sub>"x109<sup>1</sup>/<sub>2</sub>"



INDEX



OVERVIEW



PRODUCT  
FINDER



IMAGE  
GALLERY



- BOOST
- BOOST PRO
- BOOST STONE
- BOOST MIX
- BOOST NATURAL

RANGE  
SUMMARY



TECHNICAL  
SPECIFICATIONS







FLOOR  
 Boost Mix **Ivory** Matte/Matt  
 120x120 cm | 47<sup>1</sup>/<sub>4</sub>"x47<sup>1</sup>/<sub>4</sub>"

WALL  
 Boost Mix **Ivory** Matte/Matt  
 120x278 cm | 47<sup>1</sup>/<sub>4</sub>"x109<sup>1</sup>/<sub>2</sub>"

Boost Natural **Cobalt** Matte/Matt  
 120x278 cm | 47<sup>1</sup>/<sub>4</sub>"x109<sup>1</sup>/<sub>2</sub>"

Boost Natural **Ecrú** Matte/Matt  
 120x278 cm | 47<sup>1</sup>/<sub>4</sub>"x109<sup>1</sup>/<sub>2</sub>"

INDEX



OVERVIEW



PRODUCT  
FINDER



IMAGE  
GALLERY



- BOOST
- BOOST PRO
- BOOST STONE
- BOOST MIX
- BOOST NATURAL

RANGE  
SUMMARY



TECHNICAL  
SPECIFICATIONS







FLOOR  
Boost Mix Pearl Outdoor 20 mm  
120x120 cm | 47 1/4" x 47 1/4"

© Ceramiche Atlas Concorde

INDEX



OVERVIEW



PRODUCT  
FINDER



IMAGE  
GALLERY



- BOOST
- BOOST PRO
- BOOST STONE
- BOOST MIX
- BOOST NATURAL

RANGE  
SUMMARY



TECHNICAL  
SPECIFICATIONS







© Ceramiche Atlas Concorde

FACADE  
 Boost Mix **Pearl** Matte/Matt  
 120x278 cm | 47 1/4" x 109 1/2"

Boost Mix **Smoke** Matte/Matt  
 120x278 cm | 47 1/4" x 109 1/2"

FLOOR  
 Boost Mix **Pearl** Outdoor ± 20 mm  
 120x120 cm | 47 1/4" x 47 1/4"



© Ceramiche Atlas Concorde

INDEX



OVERVIEW



PRODUCT  
FINDER



IMAGE  
GALLERY



- BOOST
- BOOST PRO
- BOOST STONE
- BOOST MIX
- BOOST NATURAL

RANGE  
SUMMARY



TECHNICAL  
SPECIFICATIONS





# BOOST NATURAL

## Natural concrete look


The Boost Natural collection, created in collaboration with Matteo Brioni, features the notable texture of solid earth in a palette of natural shades. The three-dimensional tiles on the wall mimic the marks typical of manual workmanship.

Boost Natural è la collezione nata dalla collaborazione con Matteo Brioni, che ripropone la texture irregolare della terra cruda con una palette di tonalità naturali. A parete, i rivestimenti tridimensionali replicano nel dettaglio i segni tipici della lavorazione manuale della materia di riferimento.

Boost Natural est la collection née de la collaboration avec Matteo Brioni, qui propose la texture irrégulière de la terre crue dans une palette de couleurs naturelles. Au mur, les carreaux tridimensionnels reproduisent le détail des signes typiques du façonnage manuel de la matière de référence.

Boost Natural ist eine in Zusammenarbeit mit Matteo Brioni entwickelte Kollektion mit der unregelmäßigen Textur der rohen Erde und einer Farbpalette aus natürlichen Nuancen. Die dreidimensionalen Wandbeläge geben die typischen Spuren der manuellen Bearbeitung des als Vorbild dienenden Materials detailgetreu wieder.

DOWNLOAD >  
CATALOG &  
IMAGE GALLERY



ENJOY THE  
VIDEO




Boost Natural es la colección nacida de la colaboración con Matteo Brioni, que vuelve a proponer la textura irregular de la tierra cruda con una paleta de tonos naturales. En la pared, los revestimientos tridimensionales reproducen con detalle los signos típicos del tratamiento manual del material.

Коллекция Boost Natural родилась в результате сотрудничества с Маттео Бриони и воспроизводит неравномерную фактуру сырой глины в палитре натуральных тонов. На рельефной настенной плитке создан рисунок, имитирующий следы от ручной обработки.



In collaboration with / In collaborazione con Matteo Brioni

© Ceramiche Atlas Concorde



© Ceramiche Atlas Concorde

INDEX



OVERVIEW



PRODUCT  
FINDER



IMAGE  
GALLERY



BOOST  
BOOST PRO  
BOOST STONE  
BOOST MIX

BOOST NATURAL

RANGE  
SUMMARY



TECHNICAL  
SPECIFICATIONS







INDEX



OVERVIEW



PRODUCT  
FINDER



IMAGE  
GALLERY



BOOST  
BOOST PRO  
BOOST STONE  
BOOST MIX

BOOST NATURAL

RANGE  
SUMMARY



TECHNICAL  
SPECIFICATIONS



FLOOR  
Boost Natural **Ash** Matte/Matt  
120x120 cm | 47<sup>1</sup>/<sub>4</sub>"x47<sup>1</sup>/<sub>4</sub>"

WALL  
Boost Natural **Ash** Matte/Matt  
120x278 cm | 47<sup>1</sup>/<sub>4</sub>"x109<sup>1</sup>/<sub>2</sub>"

Boost Natural **Ecrú** Matte/Matt  
120x278 cm | 47<sup>1</sup>/<sub>4</sub>"x109<sup>1</sup>/<sub>2</sub>"

Boost Natural **Ash Mosaico Rhombus** Matte/Matt  
36,7x33,8 cm | 14<sup>1</sup>/<sub>2</sub>"x13<sup>1</sup>/<sub>4</sub>"





© Ceramiche Atlas Concorde


FLOOR  
Boost Natural **Ecru** Matte/Matt  
120x120 cm | 47<sup>1</sup>/<sub>4</sub>"x47<sup>1</sup>/<sub>4</sub>"

WALL  
Boost Natural **Ash** Matte/Matt  
50x120 cm | 19<sup>5</sup>/<sub>8</sub>"x47<sup>1</sup>/<sub>4</sub>"

Boost Natural **Ash 3D Wave** Matte/Matt  
50x120 cm | 19<sup>5</sup>/<sub>8</sub>"x47<sup>1</sup>/<sub>4</sub>"



© Ceramiche Atlas Concorde

INDEX 

OVERVIEW 




PRODUCT  
FINDER 

IMAGE  
GALLERY 

- BOOST
- BOOST PRO
- BOOST STONE
- BOOST MIX
- BOOST NATURAL**

RANGE  
SUMMARY 

TECHNICAL  
SPECIFICATIONS 





© Ceramiche Atlas Concorde



© Ceramiche Atlas Concorde

FLOOR  
Boost Natural **Ecrú** Matte/Matt  
120x120 cm | 47<sup>1</sup>/<sub>4</sub>"x47<sup>1</sup>/<sub>4</sub>"

WALL  
Boost Natural **Ecrú** Matte/Matt  
50x120 cm | 19<sup>5</sup>/<sub>8</sub>"x47<sup>1</sup>/<sub>4</sub>"

Boost Natural **Ecrú 3D Texture** Matte/Matt  
50x120 cm | 19<sup>5</sup>/<sub>8</sub>"x47<sup>1</sup>/<sub>4</sub>"

INDEX



OVERVIEW



PRODUCT  
FINDER



IMAGE  
GALLERY



BOOST  
BOOST PRO  
BOOST STONE  
BOOST MIX  
BOOST NATURAL

RANGE  
SUMMARY



TECHNICAL  
SPECIFICATIONS







© Ceramiche Atlas Concorde



© Ceramiche Atlas Concorde

FLOOR  
 Boost Natural **Ash** Matte/Matt  
 120x120 cm | 47<sup>1</sup>/<sub>4</sub>"x47<sup>1</sup>/<sub>4</sub>"

WALL  
 Boost Natural **Ash Mosaico Piano Mix** Matte/Matt  
 50x40,5 cm | 19<sup>7</sup>/<sub>8</sub>"x16"

INDEX



OVERVIEW



PRODUCT  
FINDER



IMAGE  
GALLERY



- BOOST
- BOOST PRO
- BOOST STONE
- BOOST MIX
- BOOST NATURAL**

RANGE  
SUMMARY



TECHNICAL  
SPECIFICATIONS







© Ceramiche Atlas Concorde



© Ceramiche Atlas Concorde

FLOOR  
Boost Natural **Ash** Matte/Matt  
120x120 cm | 47<sup>1</sup>/<sub>4</sub>"x47<sup>1</sup>/<sub>4</sub>"

WALL  
Boost Natural **Kaolin** Matte/Matt  
120x278 cm | 47<sup>1</sup>/<sub>4</sub>"x109<sup>1</sup>/<sub>2</sub>"

Boost Natural **Ash** Matte/Matt  
120x278 cm | 47<sup>1</sup>/<sub>4</sub>"x109<sup>1</sup>/<sub>2</sub>"

INDEX



OVERVIEW



PRODUCT  
FINDER



IMAGE  
GALLERY



BOOST  
BOOST PRO  
BOOST STONE  
BOOST MIX

BOOST NATURAL

RANGE  
SUMMARY



TECHNICAL  
SPECIFICATIONS







© Ceramiche Atlas Concorde

FLOOR  
Boost Natural **Coral** Matte/Matt  
120x120 cm | 47 1/4" x 47 1/4"

WALL  
Boost Natural **Coral** Matte/Matt  
120x278 cm | 47 1/4" x 109 1/2"

Boost Stone **Ivory** Matte/Matt  
120x278 cm | 47 1/4" x 109 1/2"




FLOOR  
Boost Natural **Cobalt** Matte/Matt  
120x120 cm | 47 1/4" x 47 1/4"

Boost Natural **Coal** Matte/Matt  
120x120 cm | 47 1/4" x 47 1/4"

WALL  
Boost Natural **Ash** Matte/Matt  
120x278 cm | 47 1/4" x 109 1/2"

© Ceramiche Atlas Concorde

INDEX 

OVERVIEW 




PRODUCT FINDER 

IMAGE GALLERY 

- BOOST
- BOOST PRO
- BOOST STONE
- BOOST MIX

BOOST NATURAL

RANGE SUMMARY 

TECHNICAL SPECIFICATIONS 





© Ceramiche Atlas Concorde



© Ceramiche Atlas Concorde

FLOOR  
 Boost Natural **Ecrú** Outdoor  $\nabla$  20 mm  
 120x120 cm | 47 $\frac{1}{4}$ "x47 $\frac{1}{4}$ "

WALL  
 Boost Natural **Umber** Matte/Matt  
 120x278 cm | 47 $\frac{1}{4}$ "x109 $\frac{1}{2}$ "

INDEX



OVERVIEW



PRODUCT  
FINDER



IMAGE  
GALLERY



- BOOST
- BOOST PRO
- BOOST STONE
- BOOST MIX
- BOOST NATURAL

RANGE  
SUMMARY



TECHNICAL  
SPECIFICATIONS







# Range Summary

- 112 SENSITECH
- 114 BOOST, BOOST PRO, BOOST STONE
- 116 BOOST NATURAL, BOOST MIX
- 118 PORCELAIN AND WALL TILE DECORS

INDEX



OVERVIEW



PRODUCT  
FINDER



IMAGE  
GALLERY



RANGE  
SUMMARY



SENSITECH

BOOST, BOOST PRO,  
BOOST STONE

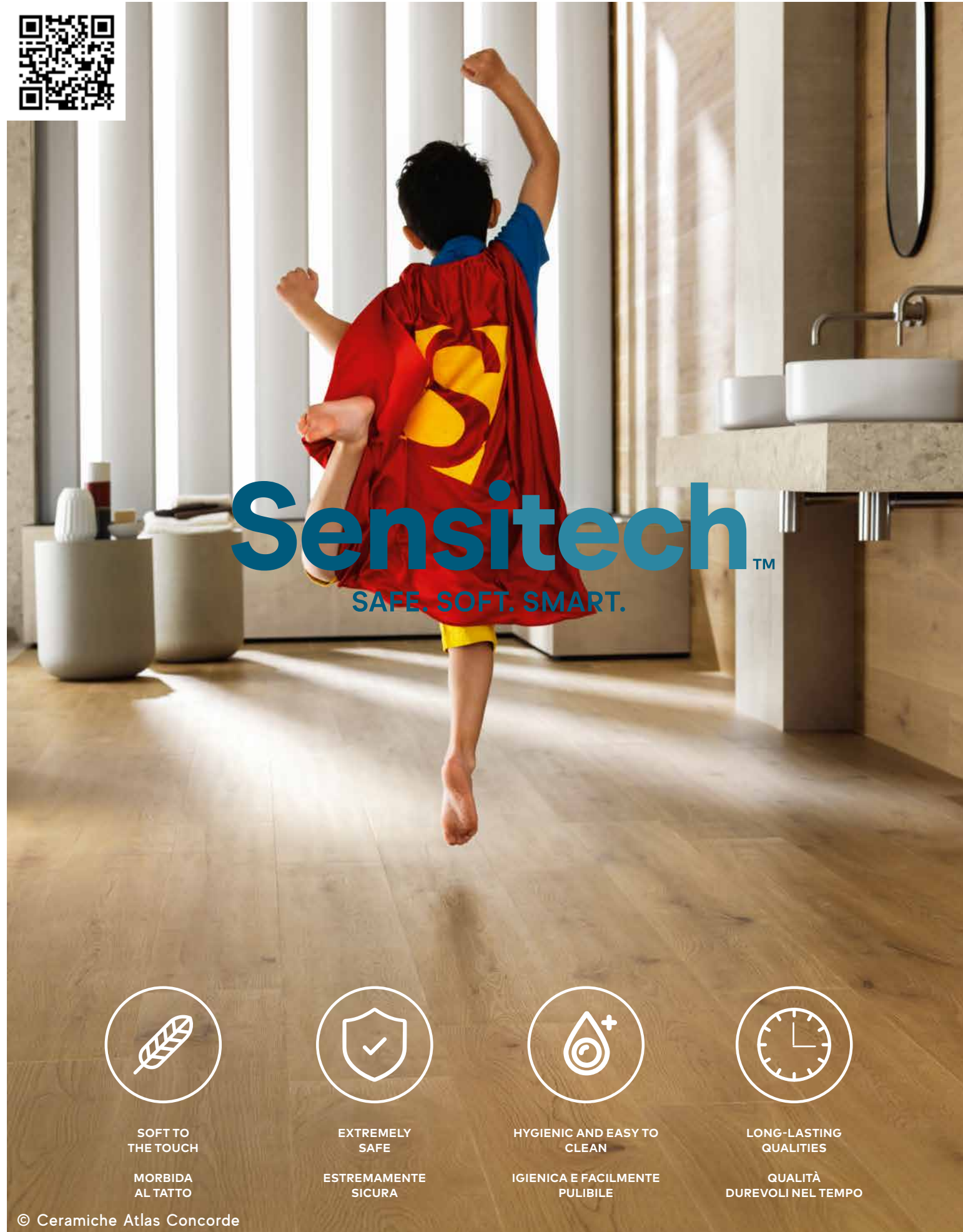
BOOST NATURAL, BOOST MIX

PORCELAIN AND WALL  
TILE DECORS

TECHNICAL  
SPECIFICATIONS







**Sensitech™**  
SAFE, SOFT, SMART.



SOFT TO THE TOUCH  
MORBIDA AL TATTO



EXTREMELY SAFE  
ESTREMAMENTE SICURA



HYGIENIC AND EASY TO CLEAN  
IGIENICA E FACILMENTE PULIBILE



LONG-LASTING QUALITIES  
QUALITÀ DUREVOLI NEL TEMPO

# The evolution of ceramic surfaces.

The constant research of Atlas Concorde Laboratories has led to the creation of Sensitech, the porcelain tile surface made using a production method patented in Italy. Sensitech is a high-tech surface for interiors that combines high slip resistance with an unrivaled soft touch, which also makes it resistant to dirt and easier to clean. With Sensitech the meaning of surface evolves and takes on a reassuring, protective, and pleasantly refined touch, making architectural spaces increasingly comfortable and appealing.

Dalla costante ricerca dei Laboratori Atlas Concorde nasce Sensitech, la superficie in gres porcellanato realizzata con metodo produttivo brevettato in Italia. Una superficie ad alto coefficiente tecnologico per gli ambienti interni, in grado di coniugare elevate prestazioni di resistenza allo scivolamento ad un'inedita morbidezza tattile, che la rende anche resistente allo sporco e più facile da pulire. Con Sensitech il significato di superficie si evolve e assume un tocco rassicurante, protettivo e piacevolmente raffinato, rendendo gli spazi architettonici sempre più confortevoli ed appaganti.

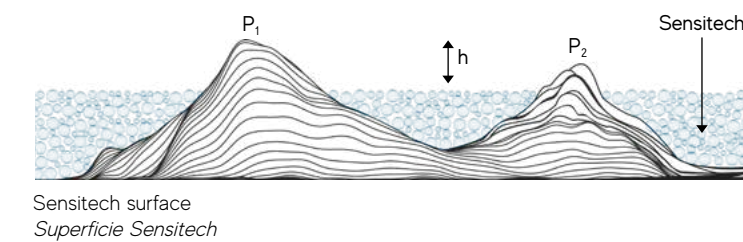
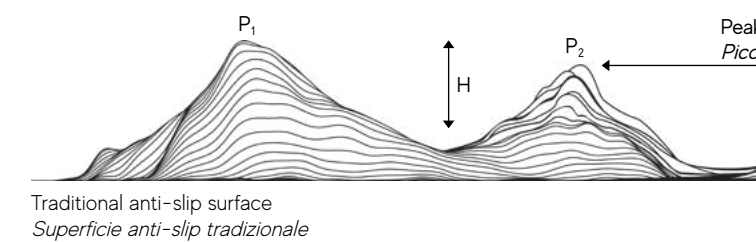
La recherche constante des Laboratoires Atlas Concorde a créé Sensitech, la surface en grès cérame pour intérieur réalisée avec un procédé de fabrication breveté en Italie. Une surface à haut coefficient technologique pour les espaces intérieurs, en mesure de conjuguer de hautes performances de résistance à la glissance avec une douceur tactile inédite, qui la rend également résistante aux salissures et plus facile à nettoyer. Avec Sensitech, c'est l'acception même d'une surface qui évolue en offrant une caractéristique rassurante, protectrice et agréablement raffinée, qui rend les espaces architecturaux de plus en plus confortables et agréables à vivre.

Durch kontinuierliche Forschung der Atlas Concorde Laboratorien entsteht Sensitech, die Feinsteinzeugoberfläche, die mit einem in Italien patentierten Herstellungsverfahren produziert wird. Eine Hightec-Oberfläche für Innenräume, die hohe Rutschfestigkeit mit unerwartet weicher Haptik verbindet, welche sie auch schmutzunempfindlicher und reinigungsfreundlicher macht. Mit Sensitech erreicht die Oberfläche ein ganz neues Niveau in Sachen Zuverlässigkeit, Schutz und Schönheit. Und macht damit unsere Räumlichkeiten noch attraktiver und komfortabler.

De la constante investigación de los Laboratorios Atlas Concorde nace Sensitech, la superficie de gres porcelánico para interiores realizada con un método de producción patentado en Italia. Una superficie de alto coeficiente tecnológico capaz de combinar un alto rendimiento de resistencia al deslizamiento con una suavidad táctil sin precedentes, que además la vuelve resistente a la suciedad y más fácil de limpiar. Con Sensitech, el significado de la superficie evoluciona y adquiere un toque tranquilizador, protector y agradablemente refinado, haciendo que los espacios arquitectónicos sean cada vez más cómodos y satisfactorios.

В результате исследований, выполненных в лабораториях Atlas Concorde, появилась керамогранитная поверхность Sensitech. Новая поверхность с высокими техническими показателями для интерьеров, которая сочетает отличное сопротивление скольжению и удивительную мягкость на ощупь, устойчива к загрязнениям и крайне проста в чистке и уходе. Поверхность Sensitech – на новом витке технической эволюции, она безопасна, приятна, изысканна и делает пространства уютнее и удобнее.

Surface section magnification (µm)\*  
Ingrandimento di una sezione di superficie (µm)\*



**P<sub>1</sub> P<sub>2</sub>** Same peaks — same slippery resistance  
*Picchi invariati — uguale resistenza allo scivolamento*

**h < H** Reduced depth of valleys — smoother surface and greater ease of cleaning  
*Minore profondità degli avvallamenti — percezione di superficie più liscia e maggiore facilità di pulizia*

\* Charts not to scale, for illustrative purposes / Grafici non in scala, a scopo illustrativo

INDEX



OVERVIEW



PRODUCT FINDER



IMAGE GALLERY



RANGE SUMMARY



SENSITECH

BOOST, BOOST PRO, BOOST STONE

BOOST NATURAL, BOOST MIX

PORCELAIN AND WALL TILE DECORS

TECHNICAL SPECIFICATIONS






# BOOSTWORLD

INDEX



## Porcelain tiles



Size	Thickness	Finish	White	Pearl	Grey	Smoke	Tarmac	Ivory	Cream	Clay	Taupe	Tobacco	White	Pearl	Grey	Smoke	Tarmac	Ivory	Cream	Clay	Taupe	Tobacco	
160x320 cm - 63"x126"	± 6 mm	Matte																					
160x160 cm - 63"x63"	± 6 mm	Matte																					
120x278 cm - 47 1/4"x109 1/2"	± 6 mm	Matte	Matte	Matte	Matte	Matte	Matte	Matte	Matte	Matte			Matte	Matte	Matte	Matte	Matte	Matte	Matte	Matte	Matte	Matte	
120x240 cm - 47 1/4"x94 1/2"	± 9 mm	Matte	Matte	Matte	Matte	Matte	Matte	Matte	Matte	Matte			Matte	Matte	Matte	Matte	Matte	Matte	Matte	Matte	Matte	Matte	
120x120 cm - 47 1/4"x47 1/4"	± 6 mm	Matte	Matte	Matte	Matte	Matte	Matte	Matte	Matte	Matte			Matte	Matte	Matte	Matte	Matte	Matte	Matte	Matte	Matte	Matte	
	± 9 mm	Matte (S)	Matte (S)	Matte (S)	Matte (S)	Matte (S)	Matte (S)	Matte (S)	Matte (S)	Matte (S)			Matte (S)	Matte (S)	Matte (S)	Matte (S)	Matte (S)	Matte (S)	Matte (S)	Matte (S)	Matte (S)	Matte (S)	
75x150 cm - 29 1/2"x59"	± 9 mm	Matte (S)	Matte (S)	Matte (S)	Matte (S)	Matte (S)	Matte (S)	Matte (S)	Matte (S)	Matte (S)			Matte (S)	Matte (S)	Matte (S)	Matte (S)	Matte (S)	Matte (S)	Matte (S)	Matte (S)	Matte (S)	Matte (S)	
60x120 cm - 23 5/8"x47 1/4"	± 9 mm	Matte (S)	Matte (S)	Matte (S)	Matte (S)	Matte (S)	Matte (S)	Matte (S)	Matte (S)	Matte (S)			Matte (S)	Matte (S)	Matte (S)	Matte (S)	Matte (S)	Matte (S)	Matte (S)	Matte (S)	Matte (S)	Matte (S)	
75x75 cm - 29 1/2"x29 1/2"	± 9 mm	Matte (S)	Matte (S)	Matte (S)	Matte (S)	Matte (S)	Matte (S)	Matte (S)	Matte (S)	Matte (S)			Matte (S)	Matte (S)	Matte (S)	Matte (S)	Matte (S)	Matte (S)	Matte (S)	Matte (S)	Matte (S)	Matte (S)	
37,5x75 cm - 14 3/4"x29 1/2"	± 9 mm	Matte (S)	Matte (S)	Matte (S)	Matte (S)	Matte (S)	Matte (S)	Matte (S)	Matte (S)	Matte (S)			Matte (S)	Matte (S)	Matte (S)	Matte (S)	Matte (S)	Matte (S)	Matte (S)	Matte (S)	Matte (S)	Matte (S)	
60x60 cm - 23 5/8"x23 5/8"	± 9 mm	Matte (S)	Matte (S)	Matte (S)	Matte (S)	Matte (S)	Matte (S)	Matte (S)	Matte (S)	Matte (S)			Matte (S)	Matte (S)	Matte (S)	Matte (S)	Matte (S)	Matte (S)	Matte (S)	Matte (S)	Matte (S)	Matte (S)	
30x60 cm - 11 3/4"x23 5/8"	± 9 mm	Matte (S)	Matte (S)	Matte (S)	Matte (S)	Matte (S)	Matte (S)	Matte (S)	Matte (S)	Matte (S)			Matte (S)	Matte (S)	Matte (S)	Matte (S)	Matte (S)	Matte (S)	Matte (S)	Matte (S)	Matte (S)	Matte (S)	



Size	Thickness	Finish	White	Pearl	Grey	Smoke	Tarmac	Ivory	Cream	Clay	Taupe	Tobacco	White	Pearl	Grey	Smoke	Tarmac	Ivory	Cream	Clay	Taupe	Tobacco	
120x120 cm - 47 1/4"x47 1/4"	± 9 mm	Grip																					
60x120 cm - 23 5/8"x47 1/4"	± 9 mm												Grip	Grip	Grip	Grip	Grip	Grip	Grip	Grip	Grip	Grip	
30x60 cm - 11 3/4"x23 5/8"	± 9 mm												Grip	Grip	Grip	Grip	Grip	Grip	Grip	Grip	Grip	Grip	
120x240 cm - 47 1/4"x94 1/2"	± 20 mm	Outdoor			Outdoor								Outdoor	Outdoor	Outdoor	Outdoor	Outdoor	Outdoor	Outdoor	Outdoor	Outdoor	Outdoor	
120x120 cm - 47 1/4"x47 1/4"	± 20 mm	Outdoor			Outdoor	Outdoor	Outdoor	Outdoor	Outdoor	Outdoor			Outdoor	Outdoor	Outdoor	Outdoor	Outdoor	Outdoor	Outdoor	Outdoor	Outdoor	Outdoor	
60x120 cm - 23 5/8"x47 1/4"	± 20 mm	Outdoor			Outdoor	Outdoor	Outdoor	Outdoor	Outdoor	Outdoor			Outdoor	Outdoor	Outdoor	Outdoor	Outdoor	Outdoor	Outdoor	Outdoor	Outdoor	Outdoor	
90x90 cm - 35 3/8"x35 3/8"	± 20 mm	Outdoor			Outdoor	Outdoor	Outdoor	Outdoor	Outdoor	Outdoor			Outdoor	Outdoor	Outdoor	Outdoor	Outdoor	Outdoor	Outdoor	Outdoor	Outdoor	Outdoor	
60x60 cm - 23 5/8"x23 5/8"	± 20 mm	Outdoor			Outdoor	Outdoor	Outdoor	Outdoor	Outdoor	Outdoor			Outdoor	Outdoor	Outdoor	Outdoor	Outdoor	Outdoor	Outdoor	Outdoor	Outdoor	Outdoor	



Size	Thickness	Finish	White	Pearl	Grey	Smoke	Tarmac	Ivory	Cream	Clay	Taupe	Tobacco	White	Pearl	Grey	Smoke	Tarmac	Ivory	Cream	Clay	Taupe	Tobacco	
162x324 cm - 63 3/4"x127 1/2"	± 12 mm	Hammered																					
> Non rectified - non rettificato	± 20 mm																				Hammered		

## Wall tiles



Size	Thickness	Finish	White	Pearl	Grey	Smoke	Sage	Red	Ivory	Cream	Clay	Mustard	Powder Blue
40x80 cm - 15 3/4"x31 1/2"	± 8,5 mm	Matte	Matte	Matte	Matte	Matte	Matte	Matte	Matte	Matte	Matte	Matte	Matte
40x80 cm - 15 3/4"x31 1/2" 3D Urban	± 10 mm	Matte	Matte	Matte					Matte	Matte	Matte	Matte	Matte



OVERVIEW



PRODUCT FINDER



IMAGE GALLERY



RANGE SUMMARY



SENSITECH

BOOST, BOOST PRO, BOOST STONE

BOOST NATURAL, BOOST MIX



PORCELAIN AND WALL TILE DECORS

TECHNICAL SPECIFICATIONS





# BOOSTWORLD



## Porcelain tiles



160x320 cm - 63"x126"	± 6 mm							
160x160 cm - 63"x63"	± 6 mm							
120x278 cm - 47 1/4"x109 1/2"	± 6 mm	Matte	Matte	Matte	Matte	Matte	Matte	Matte
120x240 cm - 47 1/4"x94 1/2"	± 9 mm							
120x120 cm - 47 1/4"x47 1/4"	± 6 mm	(S)	(S)	(S)	(S)	(S)	(S)	(S)
	± 9 mm	Matte	Matte	Matte	Matte	Matte	Matte	Matte
75x150 cm - 29 1/2"x59"	± 9 mm	(S)	(S)	(S)	(S)	(S)	(S)	(S)
60x120 cm - 23 5/8"x47 1/4"	± 9 mm	Matte	Matte	Matte	Matte	Matte	Matte	Matte
75x75 cm - 29 1/2"x29 1/2"	± 9 mm							
37,5x75 cm - 14 3/4"x29 1/2"	± 9 mm	(S)	(S)	(S)	(S)	(S)		
60x60 cm - 23 5/8"x23 5/8"	± 9 mm	Matte (S)	Matte (S)	Matte (S)	Matte (S)	Matte (S)		
30x60 cm - 11 3/4"x23 5/8"	± 9 mm	Matte	Matte	Matte	Matte	Matte		



### Outdoor and Wet Areas

120x120 cm - 47 1/4"x47 1/4"	± 9 mm	Grip	Grip	Grip	Grip	Grip		
60x120 cm - 23 5/8"x47 1/4"	± 9 mm	Grip	Grip	Grip	Grip	Grip		
30x60 cm - 11 3/4"x23 5/8"	± 9 mm							
120x240 cm - 47 1/4"x94 1/2"	± 20 mm							
120x120 cm - 47 1/4"x47 1/4"	± 20 mm	Outdoor	Outdoor	Outdoor				
60x120 cm - 23 5/8"x47 1/4"	± 20 mm							
90x90 cm - 35 3/8"x35 3/8"	± 20 mm							
60x60 cm - 23 5/8"x23 5/8"	± 20 mm	Outdoor	Outdoor	Outdoor				



### Atlas Plan

162x324 cm - 63 3/4"x127 1/2"	± 12 mm			Hammered				
> Non rectified - non rettificato	± 20 mm							

## Wall tiles



50x120 cm - 19 5/8"x47 1/4"	± 8,5 mm	Matte	Matte	Matte
50x120 cm - 19 5/8"x47 1/4" 3D Brushed	± 8,5 mm	Matte	Matte	Matte
50x120 cm - 19 5/8"x47 1/4" 3D Texture	± 8,5 mm	Matte	Matte	Matte
50x120 cm - 19 5/8"x47 1/4" 3D Wave	± 8,5 mm	Matte	Matte	Matte

Matte	Matte	Matte
(S)	(S)	(S)
Matte	Matte	Matte
(S)	(S)	(S)
Matte	Matte	Matte
(S)	(S)	(S)
Matte (S)	Matte (S)	Matte (S)
Matte	Matte	Matte

Grip	Grip	Grip
Outdoor	Outdoor	Outdoor
Outdoor	Outdoor	Outdoor
Outdoor	Outdoor	Outdoor

--	--	--



INDEX



OVERVIEW



PRODUCT FINDER



IMAGE GALLERY



RANGE SUMMARY



SENSITECH

BOOST, BOOST PRO, BOOST STONE

BOOST NATURAL, BOOST MIX

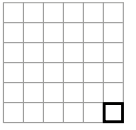
PORCELAIN AND WALL TILE DECORS

TECHNICAL SPECIFICATIONS






## Porcelain Tile Decors Boost




4,8x4,8 cm - 1<sup>7</sup>/<sub>8</sub>x1<sup>1</sup>/<sub>8</sub>"


**Boost White Mosaico Matt**  
30x30 cm - 11<sup>3</sup>/<sub>4</sub>"x11<sup>3</sup>/<sub>4</sub>"




**Boost Pearl Mosaico Matt**  
30x30 cm - 11<sup>3</sup>/<sub>4</sub>"x11<sup>3</sup>/<sub>4</sub>"




**Boost Grey Mosaico Matt**  
30x30 cm - 11<sup>3</sup>/<sub>4</sub>"x11<sup>3</sup>/<sub>4</sub>"




**Boost Smoke Mosaico Matt**  
30x30 cm - 11<sup>3</sup>/<sub>4</sub>"x11<sup>3</sup>/<sub>4</sub>"




**Boost Tarmac Mosaico Matt**  
30x30 cm - 11<sup>3</sup>/<sub>4</sub>"x11<sup>3</sup>/<sub>4</sub>"




**Boost White Mosaico Shapes**  
31x33,5 cm - 12<sup>1</sup>/<sub>4</sub>"x13<sup>1</sup>/<sub>4</sub>"




**Boost Pearl Mosaico Shapes**  
31x33,5 cm - 12<sup>1</sup>/<sub>4</sub>"x13<sup>1</sup>/<sub>4</sub>"




**Boost Grey Mosaico Shapes**  
31x33,5 cm - 12<sup>1</sup>/<sub>4</sub>"x13<sup>1</sup>/<sub>4</sub>"




**Boost Smoke Mosaico Shapes**  
31x33,5 cm - 12<sup>1</sup>/<sub>4</sub>"x13<sup>1</sup>/<sub>4</sub>"




**Boost Tarmac Mosaico Shapes**  
31x33,5 cm - 12<sup>1</sup>/<sub>4</sub>"x13<sup>1</sup>/<sub>4</sub>"




**Boost Smoke Mosaico Hex Yellow**  
25x28,5 cm - 9<sup>7</sup>/<sub>8</sub>"x11<sup>1</sup>/<sub>4</sub>"




**Boost Smoke Mosaico Hex Black**  
25x28,5 cm - 9<sup>7</sup>/<sub>8</sub>"x11<sup>1</sup>/<sub>4</sub>"

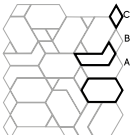


**Boost Tarmac Mosaico Hex Jade**  
25x28,5 cm - 9<sup>7</sup>/<sub>8</sub>"x11<sup>1</sup>/<sub>4</sub>"

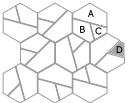


**Boost Tarmac Mosaico Hex Black**  
25x28,5 cm - 9<sup>7</sup>/<sub>8</sub>"x11<sup>1</sup>/<sub>4</sub>"



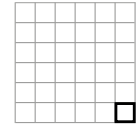


A 11,4x6,5 cm - 4<sup>1</sup>/<sub>2</sub>"x2<sup>1</sup>/<sub>2</sub>"  
B 11,4x6,5 cm - 4<sup>1</sup>/<sub>2</sub>"x2<sup>1</sup>/<sub>2</sub>"  
C 6,3x3,2 cm - 2<sup>1</sup>/<sub>2</sub>"x1<sup>1</sup>/<sub>4</sub>"




A 9,7x3,8 cm - 3<sup>7</sup>/<sub>8</sub>"x1<sup>1</sup>/<sub>2</sub>"  
B 4,8x3,8 cm - 1<sup>7</sup>/<sub>8</sub>"x1<sup>1</sup>/<sub>2</sub>"  
C 4,6x3,6 cm - 1<sup>5</sup>/<sub>8</sub>"x1<sup>1</sup>/<sub>2</sub>"  
D 4,6x3,6 cm - 1<sup>5</sup>/<sub>8</sub>"x1<sup>1</sup>/<sub>2</sub>"

## Porcelain Tile Decors Boost Pro




4,8x4,8 cm - 1<sup>7</sup>/<sub>8</sub>x1<sup>1</sup>/<sub>8</sub>"


**Boost Pro Ivory Mosaico Matt**  
30x30 cm - 11<sup>3</sup>/<sub>4</sub>"x11<sup>3</sup>/<sub>4</sub>"




**Boost Pro Cream Mosaico Matt**  
30x30 cm - 11<sup>3</sup>/<sub>4</sub>"x11<sup>3</sup>/<sub>4</sub>"




**Boost Pro Clay Mosaico Matt**  
30x30 cm - 11<sup>3</sup>/<sub>4</sub>"x11<sup>3</sup>/<sub>4</sub>"




**Boost Pro Taupe Mosaico Matt**  
30x30 cm - 11<sup>3</sup>/<sub>4</sub>"x11<sup>3</sup>/<sub>4</sub>"




**Boost Pro Tobacco Mosaico Matt**  
30x30 cm - 11<sup>3</sup>/<sub>4</sub>"x11<sup>3</sup>/<sub>4</sub>"




**Boost Pro Ivory Mosaico Shapes**  
31x33,5 cm - 12<sup>1</sup>/<sub>4</sub>"x13<sup>1</sup>/<sub>4</sub>"




**Boost Pro Cream Mosaico Shapes**  
31x33,5 cm - 12<sup>1</sup>/<sub>4</sub>"x13<sup>1</sup>/<sub>4</sub>"




**Boost Pro Clay Mosaico Shapes**  
31x33,5 cm - 12<sup>1</sup>/<sub>4</sub>"x13<sup>1</sup>/<sub>4</sub>"




**Boost Pro Taupe Mosaico Shapes**  
31x33,5 cm - 12<sup>1</sup>/<sub>4</sub>"x13<sup>1</sup>/<sub>4</sub>"




**Boost Pro Tobacco Mosaico Shapes**  
31x33,5 cm - 12<sup>1</sup>/<sub>4</sub>"x13<sup>1</sup>/<sub>4</sub>"




**Boost Pro Ivory Mosaico Hex Olive**  
25x28,5 cm - 9<sup>7</sup>/<sub>8</sub>"x11<sup>1</sup>/<sub>4</sub>"




**Boost Pro Cream Mosaico Hex Blue**  
25x28,5 cm - 9<sup>7</sup>/<sub>8</sub>"x11<sup>1</sup>/<sub>4</sub>"

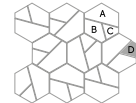


**Boost Pro Clay Mosaico Hex Coffee**  
25x28,5 cm - 9<sup>7</sup>/<sub>8</sub>"x11<sup>1</sup>/<sub>4</sub>"





A 11,4x6,5 cm - 4<sup>1</sup>/<sub>2</sub>"x2<sup>1</sup>/<sub>2</sub>"  
B 11,4x6,5 cm - 4<sup>1</sup>/<sub>2</sub>"x2<sup>1</sup>/<sub>2</sub>"  
C 6,3x3,2 cm - 2<sup>1</sup>/<sub>2</sub>"x1<sup>1</sup>/<sub>4</sub>"



A 9,7x3,8 cm - 3<sup>7</sup>/<sub>8</sub>"x1<sup>1</sup>/<sub>2</sub>"  
B 4,8x3,8 cm - 1<sup>7</sup>/<sub>8</sub>"x1<sup>1</sup>/<sub>2</sub>"  
C 4,6x3,6 cm - 1<sup>5</sup>/<sub>8</sub>"x1<sup>1</sup>/<sub>2</sub>"  
D 4,6x3,6 cm - 1<sup>5</sup>/<sub>8</sub>"x1<sup>1</sup>/<sub>2</sub>"

## Wall Tile Decors Boost



2,9x7,5 cm  
1<sup>1</sup>/<sub>8</sub>"x3"

**Boost White Minibrick**  
30,5x30,5 cm - 12"x12"



**Boost Pearl Minibrick**  
30,5x30,5 cm - 12"x12"



**Boost Grey Minibrick**  
30,5x30,5 cm - 12"x12"



**Boost Smoke Minibrick**  
30,5x30,5 cm - 12"x12"



**Boost Sage Minibrick**  
30,5x30,5 cm - 12"x12"



**Boost Red Minibrick**  
30,5x30,5 cm - 12"x12"



## Wall Tile Decors Boost Pro



A 29,6 cm - 11<sup>5</sup>/<sub>8</sub>"  
B 37,6 cm - 14<sup>1</sup>/<sub>4</sub>"  
b 33,3 cm - 13<sup>1</sup>/<sub>8</sub>"

**Boost Pro Ivory Minibrick Pro Olive**  
29,7x33,3 cm - 11<sup>5</sup>/<sub>8</sub>"x13<sup>1</sup>/<sub>4</sub>"



**Boost Pro Cream Minibrick Pro Blue**  
29,7x33,3 cm - 11<sup>5</sup>/<sub>8</sub>"x13<sup>1</sup>/<sub>4</sub>"



**Boost Pro Clay Minibrick Pro Coffee**  
29,7x33,3 cm - 11<sup>5</sup>/<sub>8</sub>"x13<sup>1</sup>/<sub>4</sub>"



**Boost Pro Mustard Minibrick Pro Yellow**  
29,7x33,3 cm - 11<sup>5</sup>/<sub>8</sub>"x13<sup>1</sup>/<sub>4</sub>"



**Boost Pro Powder Blue Minibrick Pro Ocean**  
29,7x33,3 cm - 11<sup>5</sup>/<sub>8</sub>"x13<sup>1</sup>/<sub>4</sub>"



INDEX



OVERVIEW



PRODUCT FINDER



IMAGE GALLERY



RANGE SUMMARY



SENSITECH

BOOST, BOOST PRO, BOOST STONE

BOOST NATURAL, BOOST MIX

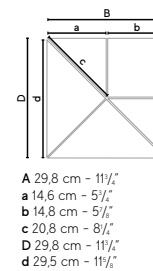
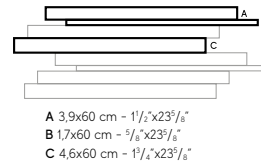
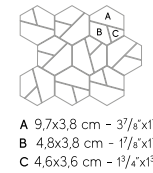
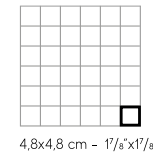
PORCELAIN AND WALL TILE DECORS

TECHNICAL SPECIFICATIONS







# Porcelain Tile Decors Boost Stone



Warm > Boost Stone Cream, Boost Stone Clay, Boost Stone Ivory, Boost Pro Ivory  
Cold > Boost Stone Smoke, Boost Stone Grey, Boost Stone Pearl, Boost Pearl



INDEX ≡

OVERVIEW >

PRODUCT FINDER >

IMAGE GALLERY >

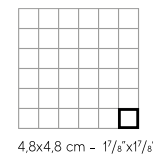
RANGE SUMMARY >

SENSITECH  
BOOST, BOOST PRO,  
BOOST STONE  
BOOST NATURAL, BOOST MIX  
PORCELAIN AND WALL  
TILE DECORS

TECHNICAL SPECIFICATIONS >




## Porcelain Tile Decors Boost Mix



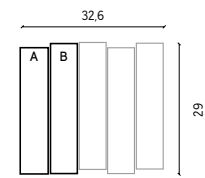

**Boost Mix Ivory Mosaico Matt**  
30x30 cm - 11 3/4" x 11 3/4"



**Boost Mix Pearl Mosaico Matt**  
30x30 cm - 11 3/4" x 11 3/4"



**Boost Mix Smoke Mosaico Matt**  
30x30 cm - 11 3/4" x 11 3/4"




**Boost Mix Ivory Mosaico Slide**  
29x32,6 cm - 11 3/8" x 12 3/4"



**Boost Mix Pearl Mosaico Slide**  
29x32,6 cm - 11 3/8" x 12 3/4"



**Boost Mix Smoke Mosaico Slide**  
29x32,6 cm - 11 3/8" x 12 3/4"



A 6.4 x 29 cm - 2 1/2" x 11 3/8"  
B 6.4 x 29.8 cm - 2 1/2" x 11 3/4"



INDEX



OVERVIEW



PRODUCT  
FINDER



IMAGE  
GALLERY



RANGE  
SUMMARY



SENSTECH

BOOST, BOOST PRO,  
BOOST STONE

BOOST NATURAL, BOOST MIX

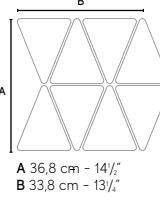
PORCELAIN AND WALL  
TILE DECORS

TECHNICAL  
SPECIFICATIONS






## Porcelain Tile Decors Boost Natural




A 36,8 cm - 14 1/2"  
B 33,8 cm - 13 1/4"


**Boost Natural Kaolin Mosaico Rhombus**  
36,7x33,8 cm - 14 1/2"x13 1/4"




**Boost Natural Ash Mosaico Rhombus**  
36,7x33,8 cm - 14 1/2"x13 1/4"




**Boost Natural Ecrú Mosaico Rhombus**  
36,7x33,8 cm - 14 1/2"x13 1/4"

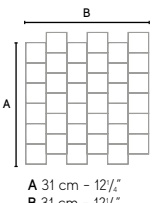


**Boost Natural Umber Mosaico Rhombus**  
36,7x33,8 cm - 14 1/2"x13 1/4"




**Boost Natural Coal Mosaico Rhombus**  
36,7x33,8 cm - 14 1/2"x13 1/4"






A 31 cm - 12 1/4"  
B 31 cm - 12 1/4"


**Boost Natural Coral Mosaico Rhombus**  
36,7x33,8 cm - 14 1/2"x13 1/4"




**Boost Natural Cobalt Mosaico Rhombus**  
36,7x33,8 cm - 14 1/2"x13 1/4"




**Boost Natural Kaolin Mosaico Tumbled**  
31x31 cm - 12 1/4"x12 1/4"




**Boost Natural Ash Mosaico Tumbled**  
31x31 cm - 12 1/4"x12 1/4"




**Boost Natural Ecrú Mosaico Tumbled**  
31x31 cm - 12 1/4"x12 1/4"




**Boost Natural Umber Mosaico Tumbled**  
31x31 cm - 12 1/4"x12 1/4"




**Boost Natural Coal Mosaico Tumbled**  
31x31 cm - 12 1/4"x12 1/4"



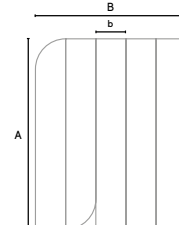
**Boost Natural Coral Mosaico Tumbled**  
31x31 cm - 12 1/4"x12 1/4"



**Boost Natural Cobalt Mosaico Tumbled**  
31x31 cm - 12 1/4"x12 1/4"




## Wall Tile Decors Boost Natural




A 50 cm - 19 3/8"  
b 7,95 cm - 3 1/8"  
B 40,4 cm - 15 7/8"


**Boost Natural Kaolin Mosaico Piano**  
50x40,5 cm - 19 3/8"x16"




**Boost Natural Ash Mosaico Piano**  
50x40,5 cm - 19 3/8"x16"




**Boost Natural Ecrú Mosaico Piano**  
50x40,5 cm - 19 3/8"x16"






A 50 cm - 19 3/8"  
b 7,95 cm - 3 1/8"  
B 40,4 cm - 15 7/8"


**Boost Natural Kaolin Mosaico Piano Mix**  
50x40,5 cm - 19 3/8"x16"

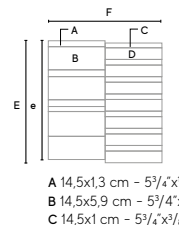


**Boost Natural Ash Mosaico Piano Mix**  
50x40,5 cm - 19 3/8"x16"




**Boost Natural Ecrú Mosaico Piano Mix**  
50x40,5 cm - 19 3/8"x16"






A 14,5x1,3 cm - 5 3/4"x1/2"  
B 14,5x5,9 cm - 5 3/4"x2 3/4"  
C 14,5x1 cm - 5 3/4"x3/8"  
D 14,5x3 cm - 5 3/4"x1 1/8"  
E 30,7 cm - 12 1/8"  
e 30 cm - 11 3/4"  
F 29,1 cm - 11 1/2"


**Boost Natural Kaolin Mosaico Trace Mix**  
30x29,2 cm - 11 3/4"x11 1/2"



**Boost Natural Ash Mosaico Trace Mix**  
30x29,2 cm - 11 3/4"x11 1/2"



**Boost Natural Ecrú Mosaico Trace Mix**  
30x29,2 cm - 11 3/4"x11 1/2"



INDEX



OVERVIEW



PRODUCT  
FINDER



IMAGE  
GALLERY



RANGE  
SUMMARY



SENSITECH

BOOST, BOOST PRO,  
BOOST STONE

BOOST NATURAL, BOOST MIX

PORCELAIN AND WALL  
TILE DECORS

TECHNICAL  
SPECIFICATIONS





## Porcelain Tile Decors XL

Boost Pro Paint  $\pm$  6 mm ■ ●  
120x278 cm - 47 $\frac{1}{4}$ "x109 $\frac{1}{2}$ "



Boost Pro Leaves  $\pm$  6 mm ● ■  
120x278 cm - 47 $\frac{1}{4}$ "x109 $\frac{1}{2}$ "



Boost Pro Grove  $\pm$  6 mm ■ ●  
120x278 cm - 47 $\frac{1}{4}$ "x109 $\frac{1}{2}$ "



■ The production process does not guarantee the presence of the exact sequence of the graphics inside the packaging. / Il processo produttivo non garantisce la presenza dell'esatta sequenza delle grafiche all'interno dell'imballo. / Le processus de fabrication ne garantit pas la présence de la séquence exacte des graphismes à l'intérieur de l'emballage. / Der Produktionsprozess garantiert nicht die exakte Sequenz der Grafiken in der Verpackung. / El proceso de producción no garantiza la presencia de la secuencia exacta de los gráficos dentro del embalaje. / Процесс производства не обеспечивает наличие точно совпадающих рисунков поверхности внутри упаковки.

● The use of a common mild detergent is recommended. Avoid using acidic or alkaline products, waxes, steel wool, or abrasives. / Si consiglia l'utilizzo di un comune detergente neutro. Evitare l'utilizzo di prodotti acidi o alcalini, ceranti, pagliette di metallo o abrasive. / Nous vous conseillons d'utiliser des détergents neutres courants. Éviter l'utilisation de cires et de produits acides ou alcalins, ainsi que les pailles métalliques ou abrasives. / Es empfiehlt sich, ein haushaltsübliches, neutrales Reinigungsmittel zu verwenden. Saure oder alkalische Produkte, Wachs sowie Metallwolle- bzw. Scheuerschwämme sind zu vermeiden. / Recomendamos utilizar un detergente neutro común. Hay que evitar el uso de productos ácidos o alcalinos, ceras y estropajos de metal o abrasivos. / Рекомендуется чистить обычным нейтральным моющим средством. Не рекомендуется использовать кислотные, щелочные, восковые средства, а также металлические мочалки.

🚫 The decoration can only be laid on the wall. / Il decoro si può posare solo a rivestimento. / Décor uniquement mural. / Das Dekor kann nur an der Wand verlegt werden. / La decoración se puede colocar únicamente en paredes. / Декор может быть уложен только на стену.



© Ceramiche Atlas Concorde



© Ceramiche Atlas Concorde

INDEX



OVERVIEW



PRODUCT  
FINDER



IMAGE  
GALLERY



RANGE  
SUMMARY



SENSITECH

BOOST, BOOST PRO,  
BOOST STONE

BOOST NATURAL, BOOST MIX

PORCELAIN AND WALL  
TILE DECORS

TECHNICAL  
SPECIFICATIONS






## Porcelain and Glazed Tile Decors Venti Boost

**Venti Boost Warm**

20x20 cm - 7 7/8"x7 7/8"



**Venti Boost Mix Warm \***

20x20 cm - 7 7/8"x7 7/8"



**Venti Boost Carpet 1 Warm**

20x20 cm - 7 7/8"x7 7/8"



**Venti Boost Carpet 2 Warm**

20x20 cm - 7 7/8"x7 7/8"



**Venti Boost Carpet 3 Warm**

20x20 cm - 7 7/8"x7 7/8"



**Venti Boost Cold**

20x20 cm - 7 7/8"x7 7/8"



**Venti Boost Mix Cold \***

20x20 cm - 7 7/8"x7 7/8"




**Venti Boost Carpet 1 Cold**

20x20 cm - 7 7/8"x7 7/8"




**Venti Boost Carpet 2 Cold**

20x20 cm - 7 7/8"x7 7/8"



**Venti Boost Carpet 3 Cold**

20x20 cm - 7 7/8"x7 7/8"




**Venti Boost Classic mix ▲**

20x20 cm - 7 7/8"x7 7/8"



**Venti Boost Classic Carpet 1**

20x20 cm - 7 7/8"x7 7/8"




**Venti Boost Classic Carpet 2**

20x20 cm - 7 7/8"x7 7/8"



**Venti Boost Classic Carpet 3**

20x20 cm - 7 7/8"x7 7/8"




**Venti Boost Blue mix ▲**

20x20 cm - 7 7/8"x7 7/8"



**Venti Boost Blue Carpet 1**

20x20 cm - 7 7/8"x7 7/8"



**Venti Boost Blue Carpet 2**

20x20 cm - 7 7/8"x7 7/8"



**Venti Boost Blue Carpet 3**

20x20 cm - 7 7/8"x7 7/8"



\*Article composed of 16 different graphics, randomly mixed inside the boxes. / Articolo composto da 16 grafiche diverse, miscelate in modo casuale all'interno delle scatole. / Article composé de 16 graphismes différents, mélangés au hasard dans les boîtes. / Artikel mit 16 verschiedenen Grafiken, in den Schachteln nach dem Zufallsprinzip gemischt. / Artículo compuesto por 16 gráficos diferentes, mezclados en manera casual dentro a las cajas. / Артикул состоит из 16 различных рисунков, случайно перемешанных внутри коробок.

▲Article composed of 20 different graphics, randomly mixed inside the boxes. / Articolo composto da 20 grafiche diverse, miscelate in modo casuale all'interno delle scatole. / Article composé de 20 graphismes différents, mélangés au hasard dans les boîtes. / Artikel mit 20 verschiedenen Grafiken, in den Schachteln nach dem Zufallsprinzip gemischt. / Artículo compuesto por 20 gráficos diferentes, mezclados en manera casual dentro a las cajas. / Артикул состоит из 20 различных рисунков, случайно перемешанных внутри коробок.



© Ceramiche Atlas Concorde



© Ceramiche Atlas Concorde

INDEX



OVERVIEW



PRODUCT FINDER



IMAGE GALLERY



RANGE SUMMARY



SENSITECH

BOOST, BOOST PRO, BOOST STONE

BOOST NATURAL, BOOST MIX

PORCELAIN AND WALL TILE DECORS

TECHNICAL SPECIFICATIONS







# Technical Specifications

- 132 PORCELAIN TILES TECHNICAL FEATURES
- 134 WALL TILES TECHNICAL FEATURES
- 136 PORCELAIN AND WALL TILES: A SAFE CHOICE
- 138 SUSTAINABILITY & CERTIFICATIONS

INDEX



OVERVIEW



PRODUCT  
FINDER



IMAGE  
GALLERY



RANGE  
SUMMARY



TECHNICAL  
SPECIFICATIONS



PORCELAIN TILES  
TECHNICAL FEATURES

WALL TILES  
TECHNICAL FEATURES

PORCELAIN AND WALL TILES:  
A SAFE CHOICE

SUSTAINABILITY &  
CERTIFICATIONS



Technical features Porcelain Tiles

Table with 4 main columns: Regularity characteristics, Structural characteristics, Bulk mechanical characteristics, Surface mechanical characteristics, Thermal and hygroscopic characteristics, Physical properties, Chemical characteristics, and Safety characteristics. It details requirements for nominal size N and BOOST specifications for various tile properties like thickness, strength, and slip resistance.

(\*) The permissible deviation, in % or mm, of the average size for each tile (2 or 4 sides) from work size (WS). Deviazione ammissibile, in % oppure mm, della dimensione media di ogni piastrella (2 oppure 4 lati) dalla dimensione di fabbricazione (WS). (\*\*\*) The maximum permissible deviation from edge curvature, in % or mm, related to the corresponding work sizes (WS).

Table with 4 main columns: BOOST MIX, BOOST NATURAL, and BOOST PRO. It details requirements for various tile properties like thickness, strength, and slip resistance for different BOOST series.

(1). Determination of slip resistance of pedestrian surfaces; it does not cover sports surfaces and road surfaces for vehicles (skid resistance). Determinazione della resistenza allo scivolamento delle superfici pedonabili; non si applica alle pavimentazioni sportive ed alle pavimentazioni stradali veicolari. (2). Anti-slip performance is guaranteed at the time of delivery of the product. Le prestazioni anti-slip vengono garantite al momento della consegna del prodotto.

INDEX

OVERVIEW

PRODUCT FINDER

IMAGE GALLERY

RANGE SUMMARY

TECHNICAL SPECIFICATIONS

PORCELAIN TILES TECHNICAL FEATURES

WALL TILES TECHNICAL FEATURES

PORCELAIN AND WALL TILES: A SAFE CHOICE

SUSTAINABILITY & CERTIFICATIONS



## Technical features Porcelain Tiles

			Requirements for nominal size N Requisiti per dimensione nominale N			BOOST STONE				
			7 cm ≤ N < 15 cm (mm)	N ≥ 15 cm (%) (mm)		Matte ± 9 mm	Matte ± 6 mm	Grip ± 9 mm	Outdoor ± 20mm	
<b>Regularity characteristics</b>		<b>Length and width</b> Lunghezza e larghezza	± 0,9 (*) Non-rect. ± 0,4 (*) Rect.	± 0,6 (*) Non-rect. ± 0,3 (*) Rect.	± 2,0 (*) Non-rect. ± 1,0 (*) Rect.	<b>Suitable for</b> Conforme	<b>Suitable for</b> Conforme	<b>Suitable for</b> Conforme	<b>Suitable for</b> Conforme	
		<b>Thickness</b> Spessore	± 0,5 (**)	± 5 (**)	± 0,5 (**)	<b>Suitable for</b> Conforme	<b>Suitable for</b> Conforme	<b>Suitable for</b> Conforme	<b>Suitable for</b> Conforme	
		<b>Straightness of sides</b> Rettilineità degli spigoli	± 0,8 (***) Non-rect. ± 0,4 (***) Rect.	± 0,5 (***) Non-rect. ± 0,3 (***) Rect.	± 1,5 (***) Non-rect. ± 0,8 (***) Rect.	<b>Suitable for</b> Conforme	<b>Suitable for</b> Conforme	<b>Suitable for</b> Conforme	<b>Suitable for</b> Conforme	
		<b>Rectangularity (Measurement only on short edges when L/l ≥ 3)</b> Ortogonalità (Misurazione da condurre solo sui lati corti quando L/l ≥ 3)	ISO 10545-2	± 0,8 (****) Non-rect. ± 0,4 (****) Rect.	± 0,5 (****) Non-rect. ± 0,3 (****) Rect.	± 2,0 (****) Non-rect. ± 1,5 (****) Rect.	<b>Suitable for</b> Conforme	<b>Suitable for</b> Conforme	<b>Suitable for</b> Conforme	<b>Suitable for</b> Conforme
<b>Structural characteristics</b>		<b>Surface flatness</b> Planarità	c.c. ± 0,8 Non-rect. c.c. ± 0,6 Rect.	c.c. ± 0,5 Non-rect. c.c. ± 0,4 Rect.	c.c. ± 2,0 Non-rect. c.c. ± 1,8 Rect.	<b>Suitable for</b> Conforme	<b>Suitable for</b> Conforme	<b>Suitable for</b> Conforme	<b>Suitable for</b> Conforme	
		<b>Water absorption (in % by mass)</b> Massa d'acqua assorbita (come % della massa)	ISO 10545-3	<b>E<sub>v</sub> ≤ 0,5% Individual max 0,6%</b> E <sub>v</sub> ≤ 0,5% Valore max singolo 0,6%			≤ 0,1 %	≤ 0,1 %	≤ 0,1 %	≤ 0,1 %
		<b>Requirement ANSI A137.1 Water Absorption Max ≤ 0,5%</b>	ASTM C373				≤ 0,5 %	≤ 0,5 %	≤ 0,5 %	≤ 0,5 %
		<b>Breaking strength</b> Sforzo di rottura	ISO 10545-4	<b>S ≥ 700N (for thickness &lt; 7,5 mm - per spessore &lt; 7,5 mm)</b> <b>S ≥ 1300N (for thickness ≥ 7,5 mm - per spessore ≥ 7,5 mm)</b>			S ≥ 1500 N	S ≥ 1000 N	S ≥ 1500 N	S ≥ 10000 N
<b>Bulk mechanical characteristics</b>		<b>Modulus of rupture</b> Resistenza alla flessione		R ≥ 35 N/mm <sup>2</sup>		R ≥ 40 N/mm <sup>2</sup>	R ≥ 40 N/mm <sup>2</sup>	R ≥ 40 N/mm <sup>2</sup>	R ≥ 45 N/mm <sup>2</sup>	
		<b>Bending strength and breaking load</b> Resistenza a flessione e al carico di rottura (4)(5)	EN 1339 Annex F	-		-	-	-	≥ T11 120x120 60x60	≥ U4 60x120
		<b>Impact resistance, as coefficient of restitution</b> Resistenza all'impatto, espresso come coefficiente di restituzione	ISO 10545-5	<b>Declared value</b> Valore dichiarato		≥ 0,55	≥ 0,55	≥ 0,55	≥ 0,55	
<b>Surface mechanical characteristics</b>		<b>Mohs hardness</b> Durezza Mohs	EN 101	-		6	6	8	8	
		<b>Resistance to deep abrasion of unglazed tiles (removed volume)</b> Resistenza all'abrasione profonda delle piastrelle non smaltate (volume materiale asportato)	ISO 10545-6	≤ 175 mm <sup>3</sup>		≤ 150 mm <sup>3</sup>	≤ 150 mm <sup>3</sup>	≤ 150 mm <sup>3</sup>	≤ 150 mm <sup>3</sup>	
<b>Thermal and hygrometric characteristics</b>		<b>Coefficient of thermal linear expansion</b> Coefficiente di dilatazione termica lineare	ISO 10545-8	<b>Declared value</b> Valore dichiarato		≤ 7 MK <sup>-1</sup>	≤ 7 MK <sup>-1</sup>	≤ 7 MK <sup>-1</sup>	≤ 7 MK <sup>-1</sup>	
		<b>Thermal shock resistance</b> Resistenza agli sbalzi termici	ISO 10545-9	<b>Pass according to EN ISO 10545-1</b> Test superato in accordo con ISO 10545-1		<b>Resistant</b> Resiste	<b>Resistant</b> Resiste	<b>Resistant</b> Resiste	<b>Resistant</b> Resiste	
		<b>Moisture expansion (in mm/m)</b> Dilatazione all'umidità (in mm/m)	ISO 10545-10	<b>Declared value</b> Valore dichiarato		≤ 0,01% (0,1mm/m)	≤ 0,01% (0,1mm/m)	≤ 0,01% (0,1mm/m)	≤ 0,01% (0,1mm/m)	
		<b>Frost resistance</b> Resistenza al gelo	ISO 10545-12	<b>Pass according to EN ISO 10545-1</b> Test superato in accordo con ISO 10545-1		<b>Resistant</b> Resiste	<b>Resistant</b> Resiste	<b>Resistant</b> Resiste	<b>Resistant</b> Resiste	
<b>Physical properties</b>		<b>Bond strength/adhesion for improved cementitious adhesives</b> Adesione a trazione con adesivi cementizi migliorati	EN 1348	<b>Declared value</b> Valore dichiarato		≥ 10 N/mm <sup>2</sup> (Class C2 - EN 12004)	≥ 10 N/mm <sup>2</sup> (Class C2 - EN 12004)	≥ 10 N/mm <sup>2</sup> (Class C2 - EN 12004)	≥ 10 N/mm <sup>2</sup> (Class C2 - EN 12004)	
		<b>Reaction to fire</b> Reazione al fuoco	-	<b>Class A1 or A1<sub>fl</sub></b> Classe A1 oppure A1 <sub>fl</sub>		A1 - A1 <sub>fl</sub>	A1 - A1 <sub>fl</sub>	A1 - A1 <sub>fl</sub>	A1 - A1 <sub>fl</sub>	
<b>Chemical characteristics</b>		<b>Resistance to household chemicals and swimming pool salts</b> Resistenza ai prodotti chimici di uso domestico ed agli additivi per piscina	ISO 10545-13	<b>Minimum Class B</b> Classe minima B		A	A	A	A	
		<b>Resistance to low concentrations of acids and alkalis</b> Resistenza a basse concentrazioni di acidi e alcali		<b>Declared Class</b> Classe dichiarata		LA	LA	LA	LA	
		<b>Resistance to high concentrations of acids and alkalis</b> Resistenza ad alte concentrazioni di acidi e alcali		<b>Declared Class</b> Classe dichiarata		HA	HA	HA	HA	
		<b>Resistance to staining, for unglazed tiles</b> Resistenza alle macchie per piastrelle non smaltate	ISO 10545-14	<b>Declared Class</b> Classe dichiarata		5	5	5	5	
<b>Safety characteristics (1)(2)</b>		<b>Shod Ramp Test</b> Metodo della rampa "calzato"	EN 16165 ANNEX B (EX DIN 51130)	<b>Declared value</b> Valore dichiarato		R10	R9	R11	R11	
		<b>Barefoot Ramp Test</b> Metodo della rampa a piedi nudi	EN 16165 ANNEX A (EX DIN 51097)	<b>Declared value</b> Valore dichiarato		A+B	A	A+B+C	A+B+C	
		<b>Pendulum Friction Test</b> Metodo del Pendolo	BS 7976	<b>PTV ≥ 36 classifies the surface as 'low slip risk'</b>		≥ 36 Dry ≥ 36 Wet	(●)	≥ 36 Dry ≥ 36 Wet	≥ 36 Dry ≥ 36 Wet	
			AS 4586	<b>Declared Classification of the new pedestrian surface materials according to the Pendulum Test</b>		Class P3	(●●)	Class P4	Class P4	
			UNE-ENV 12633 UNE 41901:2017 EX	<b>Declared value</b> Valore dichiarato		Class C2	(●●●)	Class C3	Class C3	
		<b>Coefficient of friction (COF)</b> Coefficiente di attrito	B.C.R.A. Rep. CEC/81	D. M. 236/89 del 14/06/89 μ > 0,40 per elemento scivolante cuoio su pavimentazione asciutta μ > 0,40 per elemento scivolante gomma dura su pavimentazione bagnata		> 0,40 Asciutto > 0,40 Bagnato	> 0,40 Asciutto > 0,40 Bagnato	> 0,40 Asciutto > 0,40 Bagnato	> 0,40 Asciutto > 0,40 Bagnato	
		<b>Dynamic coefficient of friction (DCOF)</b> Coefficiente di attrito dinamico	ANSI A 326.3	-		wet DCOF ≥ 0,50	wet DCOF ≥ 0,42	wet DCOF ≥ 0,55	wet DCOF ≥ 0,55	

(\*) The permissible deviation, in % or mm, of the average size for each tile (2 or 4 sides) from work size (WS). Deviazione ammissibile, in % oppure mm, della dimensione media di ogni piastrella (2 oppure 4 lati) dalla dimensione di fabbricazione (WS).  
 (\*\*) The permissible deviation, in % or mm, of the average thickness for each tile from the work size thickness (WS). Deviazione ammissibile, in % oppure mm, dello spessore medio di ogni piastrella dallo spessore riportato nella dimensione di fabbricazione (WS).  
 (\*\*\*) The maximum permissible deviation from straightness, in % or mm, related to the corresponding work sizes (WS). Deviazione massima ammissibile di rettilineità, in % oppure mm, in rapporto alle dimensioni di fabbricazione (WS) corrispondenti.  
 (\*\*\*\*) The maximum permissible deviation from rectangularity, in % or mm, related to the corresponding work sizes (WS). Deviazione massima ammissibile di ortogonalità, in % oppure mm, in rapporto alle dimensioni di fabbricazione (WS) corrispondenti.  
 c.c. The maximum permissible deviation from centre curvature, in % or mm, related to diagonal calculated from the work sizes (WS). Deviazione massima ammissibile della curvatura del centro, in % oppure mm, in rapporto alla diagonale calcolata secondo le dimensioni di fabbricazione (WS).  
 e.c. The maximum permissible deviation from edge curvature, in % or mm, related to the corresponding work sizes (WS). Deviazione massima ammissibile della curvatura dello spigolo, in % oppure mm, in rapporto alle dimensioni di fabbricazione (WS) corrispondenti.  
 w. The maximum permissible deviation from warpage, in % or mm, related to diagonal calculated from the work sizes (WS). Deviazione massima ammissibile dello svergolamento, in % oppure mm, in rapporto alla diagonale calcolata secondo le dimensioni di fabbricazione (WS).

## Technical features Wall Tiles

			Requirements for nominal size N Requisiti per dimensione nominale N			BOOST	BOOST NATURAL	BOOST PRO	
			7 cm ≤ N < 15 cm (mm)	N ≥ 15 cm (%) (mm)					
<b>Dimensions</b> Dimensioni Dimensions Maße Тamaño Размер		<b>Length and width</b> Lunghezza e larghezza	± 0,4 (*) Rect.	± 0,3 (*) Rect.	± 1,0 (*) Rect.	<b>Suitable for</b> Conforme	<b>Suitable for</b> Conforme	<b>Suitable for</b> Conforme	
		<b>Thickness</b> Spessore	± 0,5 (**)	± 10 (**)	± 0,5 (**)	<b>Suitable for</b> Conforme	<b>Suitable for</b> Conforme	<b>Suitable for</b> Conforme	
		<b>Straightness of sides</b> Rettilineità degli spigoli	± 0,4 (****) Rect.	± 0,3 (****) Rect.	± 0,8 (****) Rect.	<b>Suitable for</b> Conforme	<b>Suitable for</b> Conforme	<b>Suitable for</b> Conforme	
		<b>Rectangularity</b> Ortogonalità	± 0,4 (****) Rect.	± 0,3 (****) Rect.	± 1,5 (****) Rect.	<b>Suitable for</b> Conforme	<b>Suitable for</b> Conforme	<b>Suitable for</b> Conforme	
<b>Physical properties</b> Proprietà fisiche Propriétés physiques Physikalische Eigenschaften Propiedades físicas Физические характеристики		<b>Surface flatness</b> Planarità	c.c. ± 0,6 Rect.	c.c. ± 0,4 Rect.	c.c. ± 1,8 Rect.	<b>Suitable for</b> Conforme	<b>Suitable for</b> Conforme	<b>Suitable for</b> Conforme	
		<b>Water absorption (in% by mass)</b> Massa d'acqua assorbita (come % della massa)	ISO 10545-3	<b>Average &gt;10%. When the average &gt; 20%, this shall be indicated.</b> <b>Individual value &gt; 9%</b> Media >10%. Se questo valore > 20%, deve essere indicato. Valore Singolo > 9%			10% < E <sub>v</sub> ≤ 20 %	10% < E <sub>v</sub> ≤ 20 %	10% < E <sub>v</sub> ≤ 20 %
		<b>Breaking strength</b> Sforzo di rottura	ISO 10545-4	S ≥ 600 N			S ≥ 600 N	S ≥ 600 N	S ≥ 600 N
		<b>Modulus of rupture</b> Resistenza alla flessione		R ≥ 15 N/mm <sup>2</sup>			R ≥ 15 N/mm <sup>2</sup>	R ≥ 15 N/mm <sup>2</sup>	R ≥ 15 N/mm <sup>2</sup>
<b>Chemical properties</b> Proprietà chimiche Propriétés chimiques Chemische eigenschaften Propiedades químicas Химические характеристики		<b>Coefficient of thermal linear expansion</b> Coefficiente di dilatazione termica lineare	ISO 10545-8	<b>Declared value</b> Valore dichiarato		≤ 7 MK <sup>-1</sup>	≤ 7MK <sup>-1</sup>	≤ 7 MK <sup>-1</sup>	
		<b>Thermal shock resistance</b> Resistenza agli sbalzi termici	ISO 10545-9	<b>Pass according to ISO 10545-1</b> Test superato in accordo con ISO 10545-1		<b>Resistant</b> Resiste	<b>Resistant</b> Resiste	<b>Resistant</b> Resiste	
		<b>Moisture expansion (in mm/m)</b> Dilatazione all'umidità (in mm/m)	ISO 10545-10	<b>Declared value</b> Valore dichiarato		≤ 0,06% (0,6mm/m)	≤ 0,06% (0,6mm/m)	≤ 0,06% (0,6mm/m)	
		<b>Crazing resistance</b> Resistenza al cavillo	ISO 10545-11	<b>Pass according to EN ISO 10545-1</b> Test superato in accordo con ISO 10545-1		<b>Resistant</b> Resiste	<b>Resistant</b> Resiste	<b>Resistant</b> Resiste	
<b>Chemical characteristics</b>		<b>Bond strength/adhesion for improved cementitious adhesives</b> Adesione a trazione con adesivi cementizi migliorati	EN 1348	<b>Declared value</b> Valore dichiarato		≥ 1,0 N/mm <sup>2</sup> (Class C2 - EN 12004)	≥ 1,0 N/mm <sup>2</sup> (Class C2 - EN 12004)	≥ 1,0 N/mm <sup>2</sup> (Class C2 - EN 12004)	
		<b>Reaction to fire</b> Reazione al fuoco	-	<b>Class A1</b> Classe A1		A1	A1	A1	
		<b>Resistance to household chemicals and swimming pool salts</b> Resistenza ai prodotti chimici di uso domestico ed agli additivi per piscina	ISO 10545-13	<b>Minimum Class B</b> Classe minima B		A	A	A	
		<b>Resistance to low concentrations of acids and alkalis</b> Resistenza a basse concentrazioni di acidi e alcali		<b>Declared Class</b> Classe dichiarata		LA	LA	LA	
<b>Safety characteristics</b>		<b>Resistance to high concentrations of acids and alkalis</b> Resistenza ad alte concentrazioni di acidi e alcali	ISO 10545-14	<b>Declared Class</b> Classe dichiarata		HA	HA	HA	
		<b>Resistance to staining</b> Resistenza alle macchie		<b>Minimum Class 3</b> Classe 3 minima		5	5	5	
		<b>Release of dangerous substances: Cadmium (in mg/dm<sup>2</sup>) and Lead (in mg/dm<sup>2</sup>)</b> Rilascio di sostanze pericolose: Cadmio (in mg/dm <sup>2</sup> ) e Piombo (in mg/dm <sup>2</sup> )		ISO 10545-15	<b>Declared value</b> Valore dichiarato		≤ 0,01 mg/dm <sup>2</sup> Cd ≤ 0,1 mg/dm <sup>2</sup> Pb	≤ 0,01 mg/dm <sup>2</sup> Cd ≤ 0,1 mg/dm <sup>2</sup> Pb	≤ 0,01 mg/dm <sup>2</sup> Cd ≤ 0,1 mg/dm <sup>2</sup> Pb

(1). Determination of slip resistance of pedestrian surfaces; it does not cover sports surfaces and road surfaces for vehicles (skid resistance). Determinazione della resistenza allo scivolamento delle superfici pedonabili, non si applica alle pavimentazioni sportive ed alle pavimentazioni stradali veicolari.  
 (2). Anti-slip performance is guaranteed at the time of delivery of the product. Le prestazioni anti-slip vengono garantite al momento della consegna del prodotto.  
 (3). However, tiles with a DCOF of 0.42 or greater are not necessarily suitable for all projects. The specifier shall determine tiles appropriate for specific project conditions, considering by way of example, but not in limitation, type of use, traffic, expected contaminants, expected maintenance, expected wear, and manufacturers' guidelines and recommendations.  
 (4). For further details, please refer to outdoor design general catalogue. Per maggiori informazioni riferirsi al catalogo generale Outdoor Design.  
 (5). Only for products with 20 mm thickness. Solo per prodotti a 20mm di spessore.  
 (●). PTV ≥ 36 Wet on demand / su richiesta (●●). P3 on demand / su richiesta (●●●). C2 on demand / su richiesta

INDEX



OVERVIEW



PRODUCT  
FINDER



IMAGE  
GALLERY



RANGE  
SUMMARY



TECHNICAL  
SPECIFICATIONS



PORCELAIN TILES  
TECHNICAL FEATURES

WALL TILES  
TECHNICAL FEATURES

PORCELAIN AND WALL TILES:  
A SAFE CHOICE

SUSTAINABILITY &  
CERTIFICATIONS



# Porcelain and wall tiles: a safe choice.

DISCOVER MORE



SCOPRI DI PIÙ



DÉCOUVREZ D'AVANTAGE



ERFAHREN SIE MEHR



LEER MÁŠ



УЗНАЙТЕ БОЛЬШЕ



## Health



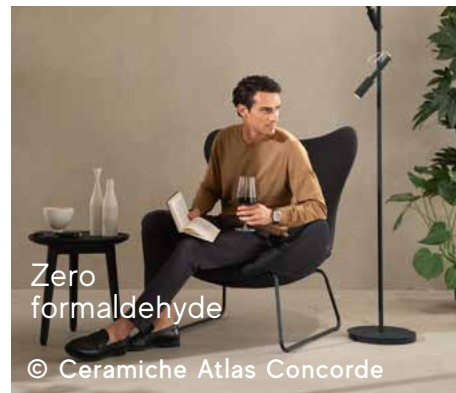
Prevent bacterial growth

© Ceramiche Atlas Concorde



Zero PVC

© Ceramiche Atlas Concorde



Zero formaldehyde

© Ceramiche Atlas Concorde



Zero allergens

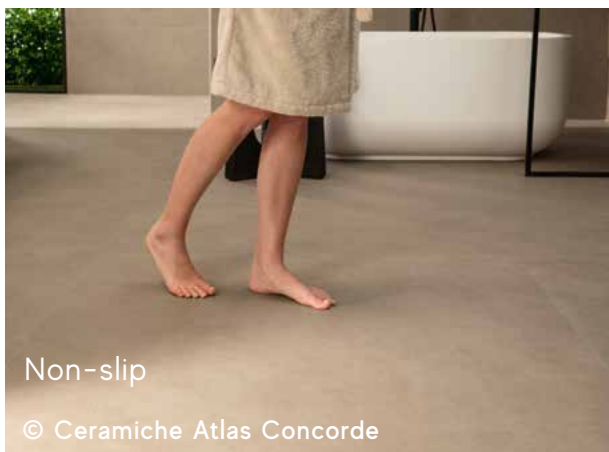
© Ceramiche Atlas Concorde



Zero VOCs

© Ceramiche Atlas Concorde

## Safety



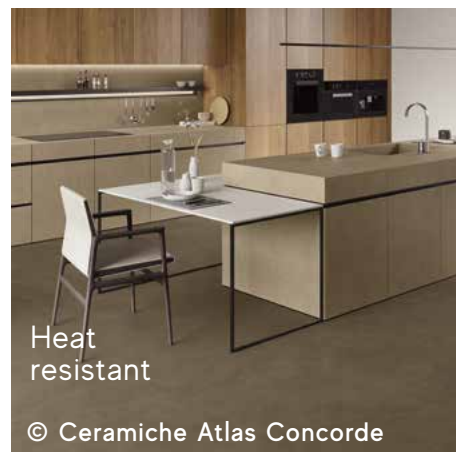
Non-slip

© Ceramiche Atlas Concorde



Fire resistant

© Ceramiche Atlas Concorde



Heat resistant

© Ceramiche Atlas Concorde

## Eco-friendly material



Energy efficient

© Ceramiche Atlas Concorde



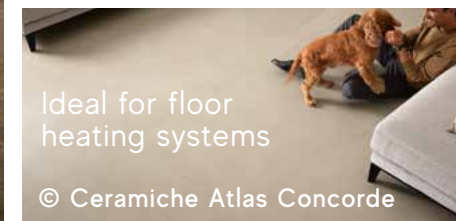
Ecological

© Ceramiche Atlas Concorde



Recycling and re-use

© Ceramiche Atlas Concorde



Ideal for floor heating systems

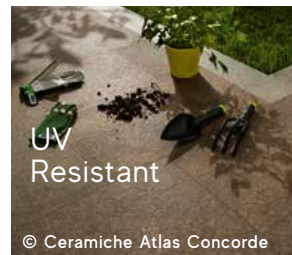
© Ceramiche Atlas Concorde

## Resistance and duration



Easy to maintain

© Ceramiche Atlas Concorde



UV Resistant

© Ceramiche Atlas Concorde



Stain resistant

© Ceramiche Atlas Concorde



Resistant to acids

© Ceramiche Atlas Concorde



Resistant to chemicals

© Ceramiche Atlas Concorde



Resistant to thermal shock

© Ceramiche Atlas Concorde



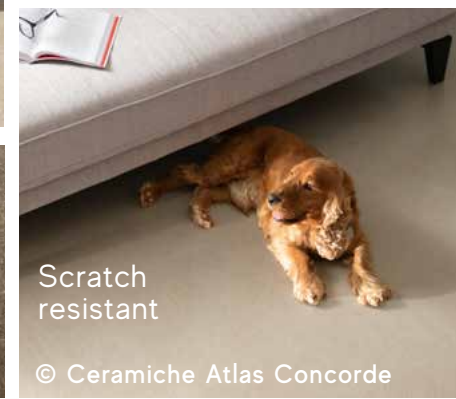
Easy to clean

© Ceramiche Atlas Concorde



Waterproof

© Ceramiche Atlas Concorde



Scratch resistant

© Ceramiche Atlas Concorde



Frost resistant

© Ceramiche Atlas Concorde

## Wall tile benefits



Ease of installation

© Ceramiche Atlas Concorde



Extremely easy to clean

© Ceramiche Atlas Concorde

INDEX



OVERVIEW



PRODUCT FINDER



IMAGE GALLERY



RANGE SUMMARY



TECHNICAL SPECIFICATIONS



PORCELAIN TILES TECHNICAL FEATURES

WALL TILES TECHNICAL FEATURES

PORCELAIN AND WALL TILES: A SAFE CHOICE

SUSTAINABILITY & CERTIFICATIONS



# Sustainability

Atlas Concorde implements a rigorous policy of respect for the environment and quality of work, as demonstrated by the innovative procedures for sustainable management of the production process and the many certifications obtained from the most prestigious international bodies.

Atlas Concorde attua una rigorosa policy di rispetto dell'ambiente e della qualità del lavoro, come testimoniano le innovative procedure per una gestione sostenibile del processo produttivo e le numerose certificazioni ottenute dai più prestigiosi enti internazionali.



DISCOVER MORE



SCOPRI DI PIÙ



DÉCOUVREZ D'AVANTAGE



ERFAHREN SIE MEHR



LEER MÁŠ



УЗНАЙТЕ БОЛЬШЕ



# Certifications



## MADE IN ITALY

The Made in Italy logo of Atlas Concorde stands for style, quality and ethics. Having firmly adhered to the Ethical Code promoted by Confindustria Ceramica, Atlas Concorde places the Made in Italy logo on all the products designed and produced in Italy, that is to say ceramic tiles, decorations and the majority of special trim tiles. Only a small amount of the latter is manufactured in Spain. Atlas Concorde products are produced using eco-friendly technologies, top quality and safe raw materials with the best working conditions guaranteed for our personnel. For these reasons, Atlas Concorde's Made in Italy is the expression of strong values such as style, design, product quality, and respect for the environment and the people who live in it.

Il marchio Made in Italy di Atlas Concorde è sinonimo di stile, qualità ed etica. Avendo aderito con convinzione al Codice Etico di Confindustria Ceramica, Atlas Concorde appone il marchio Made in Italy su tutti i prodotti studiati, progettati e realizzati in Italia, nella fattispecie tutte le piastrelle di ceramica, le decorazioni e la maggioranza dei pezzi speciali. Solo un ristretto numero di questi ultimi è fabbricato in Spagna. I prodotti Atlas Concorde sono inoltre realizzati con tecnologie rispettose dell'ambiente, utilizzando materie prime eccellenti e sicure, garantendo le migliori condizioni di lavoro. Per queste ragioni il Made in Italy di Atlas Concorde è espressione di valori forti quali stile, design, qualità del prodotto, attenzione all'ambiente e alle persone.

## Ceramics of Italy

The Ceramics of Italy logo is an exclusive identification on ceramic products which have effectively been made in Italy by companies that are a part of the Confindustria Ceramica and who adhered to its Ethical Code. This Code, promoted and created by Confindustria Ceramica, commits all companies to communicate, clearly and with transparency, the origin of their products.

Il marchio Ceramics of Italy contrassegna esclusivamente i prodotti ceramici effettivamente realizzati in Italia da un'azienda associata a Confindustria Ceramica che ha sottoscritto il Codice Etico. Il Codice, redatto dalla stessa Confindustria Ceramica, impegna a comunicare con chiarezza l'origine dei prodotti.

[www.ceramica.info](http://www.ceramica.info)



For information on the UPEC classification, visit [www.atlasconcorde.com](http://www.atlasconcorde.com) or [cstb.fr](http://cstb.fr) - Per informazioni sulla classificazione UPEC, consultare il sito [www.atlasconcorde.com](http://www.atlasconcorde.com) o [cstb.fr](http://cstb.fr) - Pour plus d'informations sur la classification UPEC, consultez le site [www.atlasconcorde.com](http://www.atlasconcorde.com) ou [cstb.fr](http://cstb.fr)

[atlasconcorde.com](http://atlasconcorde.com)



[cstb.fr](http://cstb.fr)



INDEX



OVERVIEW



PRODUCT FINDER



IMAGE GALLERY



RANGE SUMMARY



TECHNICAL SPECIFICATIONS



PORCELAIN TILES TECHNICAL FEATURES

WALL TILES TECHNICAL FEATURES

PORCELAIN AND WALL TILES: A SAFE CHOICE

SUSTAINABILITY & CERTIFICATIONS





Ceramiche Atlas Concorde S.p.A.  
Via Canaletto 141  
41042 Spezzano di Fiorano (MO) - Italia

Atlas Concorde USA, Inc.  
117 Seaboard Lane - Suite F170  
Franklin, TN 37067 - USA

Atlas Concorde Russia  
Business centre "Meliora Place"  
Prospekt Mira 6  
129090 Moscow - Russia

**[atlasconcorde.com](https://atlasconcorde.com)**

Copyright 2022 by Ceramiche Atlas Concorde S.p.A.  
(Spezzano di Fiorano, MO - Italy)  
May 2022